



MEDICINE AND HEALTH SCIENCES



SRM
UNIVERSITY
(Under Section 3 of UGC Act 1956)

CONTENTS



Particulars	Page No.
From The Chancellor	03
Hands that make medical miracles happen	04
MEDICINE	
College of Medicine	06
• Non-clinical Departments	08
• Clinical Departments	28
• Higher Specialties	58
College of Dentistry	70
Department of Public Health Dentistry	86
College of Nursing	88
College of Physiotherapy	90
College of Occupational Therapy	94
College of Pharmacy	98
School of Public Health	100
SRM Institutes for Medical Science (SIMS)	102
• Department of Trauma Care and Emergency Medicine	100
• The Institute of Renal Sciences and Transplantation	105
• Laboratory Services	106
• Medical Records Department	108
• Clinical Research	110
Medicine & Health Sciences	112





FROM THE CHANCELLOR



We can't predict, but we can ensure that our students will be the most knowledgeable of leaders, that they will make a difference and that they will creatively and skillfully guide the next century of progress and excellence.

A handwritten signature in white ink that reads "T. R. Paarivendhar". The signature is fluid and cursive, with a long horizontal line extending from the first letter of the first name.

Dr. T. R. Paarivendhar
Chancellor

Our Vision

To emerge as a world class university in creating and disseminating knowledge, and providing students a unique learning experience in science, technology, medicine, management and other areas of scholarship that will best serve the world and betterment of mankind.

Our Mission

- TO MOVE UP through international alliances and collaborative initiatives to achieve global excellence
- TO ACCOMPLISH A PROCESS to advance knowledge in a rigorous academic and research environment
- TO ATTRACT AND BUILD PEOPLE in a rewarding and inspiring environment by fostering freedom, empowerment, creativity and innovation

Hands that make
medical miracles
happen



The medical world is full of miracles. But behind every medical miracle lie the keen eyes and the steady hands of a medical professional. Here, at the SRM Medical & Health Sciences Faculty, you will constantly push the limits, exploring new ways to combat diseases and life threatening ailments. As a medical student, you will need to build a solid foundation while also staying in tune with the latest medical trends.

Introducing SRM University Medical & Health Sciences Faculty

SRM's Medical & Health Sciences Faculty consists of a variety of specialized departments. Each has its own library along with a laboratory and a museum. One of the few institutions to have a full-fledged multi-specialty hospital on campus, the faculty equips you with the latest and best tools for providing primary, secondary and tertiary care.

Vital links to the world of medicine

SRM University's links with Partners International, an organization of top US hospitals, affiliated to Harvard Medical School, USA and Queen's University, Canada, contribute greatly to knowledge exchange, joint research and career opportunities.

Within these pages you will immerse yourself in the constantly changing face of modern medicine and watch exciting career possibilities come to life.



College of Medicine

- Non-clinical Departments
- Clinical Departments
- Higher Specialties





Non-clinical Departments



- Anatomy
- Physiology
- Biochemistry
- Pharmacology & Animal House
- Pathology
- Microbiology
- Forensic Medicine
- Community Medicine



Anatomy



The human body is a combination of 206 bones, more than half of which you will find in your hands and feet. You will need a sound knowledge of these and many other parts of the body as you venture into the clinical domain. The Anatomy Department is fully equipped to groom good doctors and health sciences personnel who are in great demand in a fast growing world.

The anatomy sessions have a balanced approach with a combination of didactic lectures, dissection, vertical and horizontal integration and demonstration of cadavers, micro study of individual organs and teacher-student interactions in the form of seminars and symposia. Lectures are made lively with the use of multimedia devices and students are divided into small groups for group discussion.

You will find this to your advantage, as the professors are able to devote more individual attention. The faculty are experienced and highly qualified, a fact that will make your coursework a breeze. Expert and friendly technicians in addition to the faculty are more than happy to help eager students in advanced research.

Curriculum

M.B.B.S. students are given a sound grounding in gross and micro anatomy along with developmental anatomy with its inherent anomalies. They are also introduced to the exciting world of genetics and early clinical exposure. The postgraduate programme in anatomy delves in-depth into the intricate organization of tissues and cells with the help of advanced apparatus. The department offers MD in Anatomy.

Dissection hall

The spacious and well-ventilated dissection hall has the infrastructure to accommodate 150 students. Experienced faculty help the students to use the modern laboratory facilities. The department provides 10 cadavers for dissection and demonstration every year for 150 students.

Museum

Here, dissected human body parts, bones, models of the human body and developmental details of prenatal life are exhibited and there are 672 mounted specimens. Students find these museum specimens helpful in consolidating what they learnt in the dissection hall. There are 15 numbers of catalogues of all specimens and models for the students' reference.

Histology laboratory

The laboratory is equipped with more than hundred microscopes and other infrastructures including 30 sets of slides that help students understand the microscopic structure of human organs and the organization of tissues.

Research

Both the faculty and the postgraduate students are encouraged to do research on advanced topics in anatomy and have the resources to do so.



Physiology



As you become immersed in this area of body science you will be guided by a team of dedicated faculty members with excellent teaching resources. The sessions are a mix of both theoretical/practical training and pre-clinical knowledge instruction. Regular symposia, seminars and journal club meetings create forums for the exchange of ideas. The faculty members use both vertical and horizontal methods of lecture and demonstration classes so that students have a deeper understanding of applied physiology.

Curriculum

The undergraduate students are given a sound grounding in the basics of physiology. The curriculum is comprised of lectures backed by practical classes where students apply concepts in real time. The postgraduate programme imparts to students a detailed look at physiology, instructing them through tutorials, seminars and group discussions and motivating them in research activities of their interest under the guidance of expert faculty. The department offers MD in Physiology.

Laboratories

Physiology students have access to spacious laboratories equipped with sophisticated equipment:

- Haematology laboratory: microscopes, binocular microscopes, centrifuges, haemocytometer along with other equipment for conducting haematology experiments, such as solutions and reagents
- Mammalian laboratory: facilities for experiments on large and small animals
- Amphibian laboratory: facilities available for all frog experiments
- Clinical physiology laboratory: equipped for examining human subjects, such as ECG, spirometer, ergometer, perimeter
- Research laboratory: sub divided as Sleep lab, LFT lab, HRV lab, each lab is equipped with polysomnography, computerized spirometry, 8 channel physiopac respectively. Further it is also equipped with polygraphs and physiographs for recording and studying the physiological activities of the subjects
- Museum depicts Nobel laureates on the wall of fame, wet specimens and gallery of charts



Biochemistry



As new and rapid techniques of dealing with diseases at the molecular level are discovered, you need to be prepared and possess a passion for research. The faculty relies on advanced teaching methodologies and learning aids to ensure students learn the subject in an interesting way. The faculty's experience widens the scope for both clinical biochemistry and research. They constantly stay updated with the latest developments in the field by involving themselves in conferences and symposia. The department also has a well knit team of health sciences and technical staff who can take credit for the smooth functioning of the laboratories.

Curriculum

M.B.B.S. students are initially instructed in the basics, giving them an understanding of the clinical processes involved in biochemistry. Case discussions are used to instruct students in a challenging way. Students are constantly assessed and given additional guidance as they require it. During clinical postings the students can familiarize themselves with the facilities available in the clinical laboratories. Students receive hands-on training in estimating biochemical parameters while gaining practical experience in the point-of-care testing of patients at the bedside to assess their condition. The department offers MD in Biochemistry.

Laboratories

At the biochemistry laboratory, students will have access to every kind of equipments for the study of biomolecules. The spacious laboratory has colorimeters, centrifuges, distillation units, electronic balances, microscopes, a flame photometer, automated pipettes and dispensers.

The clinical biochemistry laboratory at SRM Medical College Hospital is also equipped to facilitate the practice of students. It has automated clinical chemistry analyzers, blood gas analyzer, ELISA reader, HbA1c analyzer, automated immunoanalyzer, electrolyte analyzer and semiautomated blood chemistry analyzer.

The research laboratory is equipped with some of the latest equipments including electrophoresis units (polyacrylamide gel systems), chromatography units, homogenizers, distillation units, research microscopes, autoclaves, spectrophotometers, pH meters, UV lamp and incubators that assist postgraduate students in conducting high level research.

Research and projects

Postgraduate students are encouraged to take up research in the various fields of biochemistry. The research laboratory is a boon as it has the resources to allow students to perform clinical research. The department has several projects on the anvil:

- Isoenzyme study of serum alkaline phosphatase on polyacrylamide gel electrophoresis in hepatobiliary disorders
- Comparison of two methods of estimation of LDL-C, the direct versus Friedewald estimation in secondary hyperlipidemia
- Role of measurement of serum fructosamine and glycated haemoglobin in GDM
- hsCRP in polycystic ovarian syndrome
- Antioxidant status in neonatal jaundice before and after phototherapy
- Study of ApoB, ApoA lipoprotein levels in hemodialysis and non-dialyzed patients with CRF
- Increased DNA damage in rheumatoid arthritis
- Metabolic syndrome and insulin resistance in subclinical hypothyroidism
- Association between serum GGT concentration and diabetic peripheral polyneuropathy in Type 2 Diabetic patients
- Study of electrophoretic patterns of amylase isoenzymes in normal and abnormal conditions



Pharmacology



A good physician has to be a good pharmacologist. Students gain a thorough knowledge of medications and all the aspects of pharmacology like pharmacokinetics, pharmacodynamics, clinical pharmacology, therapeutics, adverse drug reactions and dosage schedules.

With well-qualified and experienced faculty guiding them, students can look forward to an interesting course. The faculty keep themselves up-to-date by participating in national and international conferences and presenting scientific papers. This in turn keeps students updated.

Curriculum

The curriculum is a healthy mix of theoretical and practical work for both undergraduate and MD postgraduate students. Students are expected to take up projects and attend clinical classes. They are also given the opportunity to learn new concepts through seminars, group discussions and CME programmes. Interactive sessions encourage students to present their understanding of the subject. Faculty members put the audio-visual facilities of the lecture halls to good use in keeping the sessions lively.

Undergraduate students are made familiar with the usage of medications commonly prescribed in general practice. Since prescribing drugs is an important daily routine for a medical professional, Medical Prescription writing to write prescriptions clearly and concisely is also part of the curriculum. Postgraduate training is done by experienced faculty members and they are well trained in computer simulated experiments.

Laboratories and facilities

Pharmacology students have an unparalleled advantage with fully equipped laboratories that provide the resources for practical training in experimental pharmacology and clinical pharmacology. The clinical pharmacology unit provides practical training in bedside diagnosis and treatment. The research laboratory is equipped with a spectrophotometer, colorimeter, physiographs, a pH meter and a kymograph.

Museum

The Pharmacology Museum motivates students to learn through observation. Displays include drug samples, charts, models and sections depicting the history of medicine.

Research

Research in The department of Pharmacology has to be seen within the context of the therapeutics. Efforts are made to promote research through cross disciplinary interactions and collaborative links between The departments, Institutes, and Research Centers. The department's focus is reflected in its research as it is in its teaching. Research is organised around clinical pharmacology, clinical trials, adverse drug reaction and its monitoring, basic and experimental pharmacology, and short term ICMR projects for undergraduate students.

A vital role

The department plays a pivotal role in the SRM Medical College Hospital by providing other clinical departments with a variety of services:

- Institutional Ethics Committee for students and faculty members
- Continuous Medical Education Programmes (CME) for Doctors
- Pharmacology Pearls Bulletin
- Drug information services for clinical departments
- Adverse drug reaction monitoring centre
- Clinical Pharmacology Unit
- Drug information for clinical departments
- Patient treatment assessments by monitoring drug levels
- Adverse drug reaction monitoring centre
- Clinical Pharmacology Unit

Animal House



The Animal House is a resource center for students and faculty of various medical disciplines. It is here that B.Tech. and M.Tech. students receive an introduction to animal testing and observation, a vital part of live research. Here you will also learn the ethical treatment of animals.

Qualified veterinarians and technical personnel are always at hand to help carry out research and keep it in accordance with the standards established by the Committee for the Purpose of Control and Supervision of Experiments on Animals (CPCSEA).

Animal care

The laboratory houses many species of animals including rats, mice, guinea pigs, rabbits, frogs and sheep. Each laboratory animal requires special care. They are normally sensitive to their living conditions and living habits. The support staff ensure that every part of animal care including feeding, watering, restraining, cage cleaning, record keeping and ordering of animals, feeds, bedding materials and equipment from outside sources are monitored. The animals themselves are isolated from human habitation and guarded from dust, smoke, noise, wild rodents, insects and birds—in fact anything that would disturb their habitat. The housing environment and climate is moderated as well to ensure that artificial variables do not interfere. Veterinary clinical services and care are given to all animals housed at The department.

Veterinary care

Veterinary care is crucial to keep the animals content and healthy. The veterinarian keeps them under daily observation and monitors any behavioral changes or signs of illness. He supervises their diet and sanitation and contributes to the formulation of appropriate policies and procedures for ancillary aspects of veterinary care. He also periodically reviews protocols and proposals, animal husbandry and animal welfare, and monitors occupational health hazards containment and zoonoses control programmes.

Animal ethics

Where testing on animals is concerned, every student and faculty member follows strict guidelines laid down for the animal's safety. The Animal House was established keeping in mind the requirements of the Medical Council of India (MCI) norms. The Institutional Animal Ethics Committee (IAEC) was established in SRM Medical College, as per the rules of expansion. It comprises members from within as well as outside the institute apart from a nominee of CPCSEA. The IAEC scrutinizes each project to ensure that it follows ethical guidelines.

Research projects

Currently the members of IAEC have approved 12 research programmes and a teaching programme.



Pathology



Pathology is a bridging discipline between clinical and non clinical subjects within the Medical Curriculum. Pathology deals with the study of the causes of disease and their manifestations in various body organs. The knowledge acquired by the student while studying pathology is essential for a proper understanding of the clinical subjects.

The department has experienced and enthusiastic faculty members, who are actively involved in hospital diagnostic work, undergraduate and postgraduate teaching, curriculum development and research. Weekly discussions are held in The department and at clinical meetings. The staff members regularly attend conferences at local, national and international level to upgrade their knowledge.

The teaching programme consists of didactic lectures. Students are also encouraged to take part in seminars and are given assignments regularly. Modern teaching methods like problem based learning have been introduced. These students are encouraged to think for themselves.

Well planned lecture halls equipped with the latest audio-visual aids and with a capacity to accommodate upto 200 students are available. The practical halls which can accommodate above 90 students each are available. The department has a collection of over 100 charts which make the learning process easier for the student.

In addition there are two demonstration halls equipped with audio-visual aids to facilitate small group learning.

The departmental museum is well designed, with adequate lighting, and has about 500 specimens and several informative charts. Our central library is well stocked with adequate volumes of recommended and reference books in pathology. In addition, our departmental library also has adequate books for reading.

The Pathology Department provides diagnostic support to all the clinical departments. The diagnostic wing consists of four sub sections – Histopathology, Hematology, Cytology and Clinical Pathology. The diagnostic wing has sophisticated equipment like automated cell counter, semi automatic coagulation profile machine, fluorescent microscope, automated tissue processor, cryostat, Leica microtomes, penta head micro and bright field microscopes. The department offers MD in Pathology.



Microbiology



A sound knowledge of microbiology gives you a foundation in the diagnosis and management of diseases. Microbiology is an ever expanding science and includes various branches like bacteriology, immunology, virology, parasitology and mycology. Students also undertake research in allied sciences like genetics, biotechnology and immunology.

Curriculum

- M.B.B.S. students can expect to be given complete knowledge of contagious diseases in order to deal with the etiology, mode of spread, pathogenesis, laboratory diagnosis, treatment, control and prevention of infections in the community. Regular assessments ensure that they are progressing in their coursework.
- MD PG course in Microbiology is offered to MBBS graduates. Regular journal club and seminar to discuss current topics of interest motivate the students to take up challenging projects for their dissertation and to publish articles in good standard journals. Training imparted in laboratory reporting helps to shape them to be the best microbiology consultant.
- The M.Sc postgraduate programme in medical microbiology is offered to biology graduates. A thorough foundation is given through theory and practice in basic medical sciences, namely anatomy, physiology, biochemistry and pathology, biostatistics as well as in the sub-specialties of microbiology. They are also trained in teaching methods that enable them to excel in teaching assignments at medical colleges and teaching institutions.

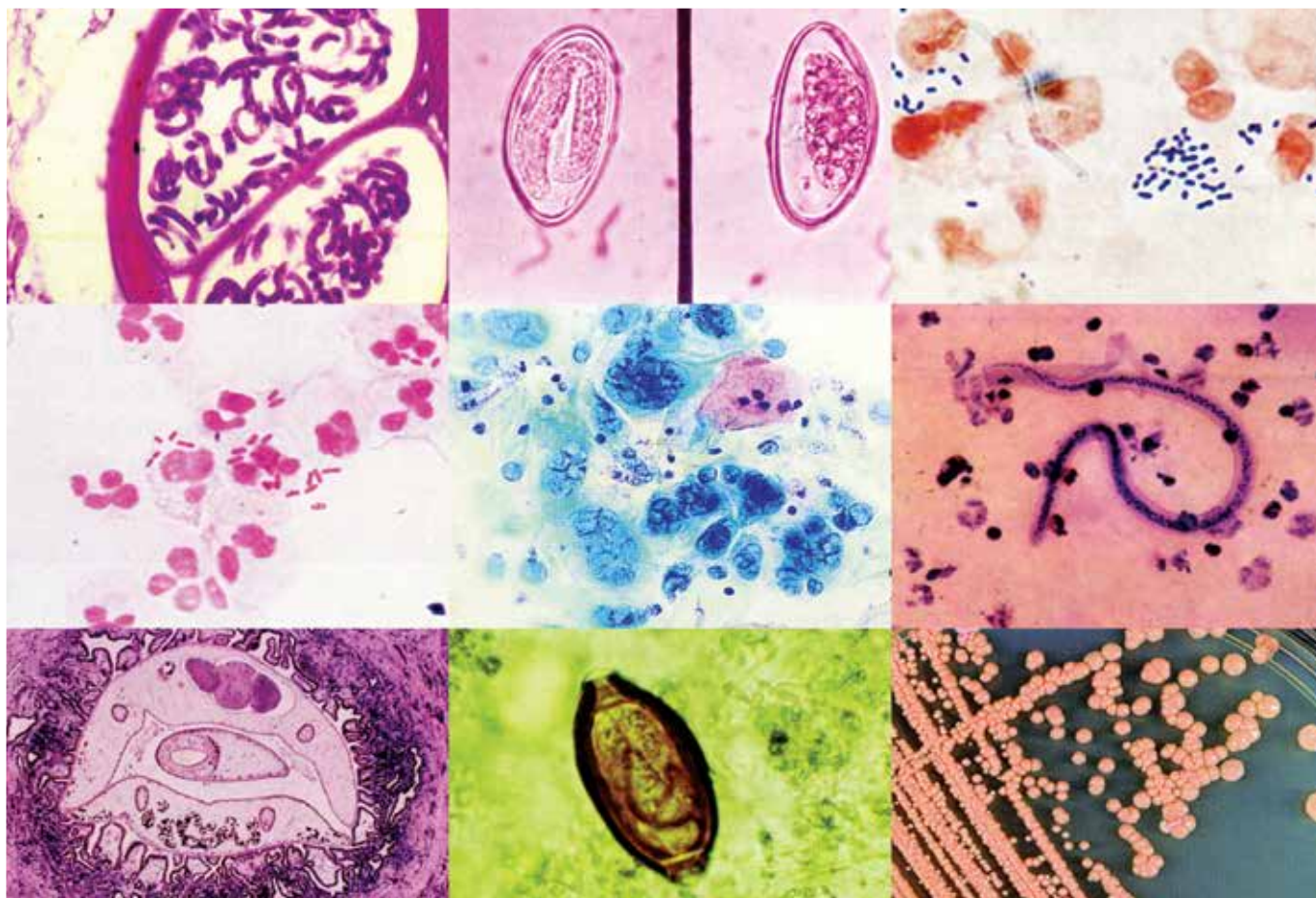
Diagnostic services

As a part of the SRM Medical college hospital, The department takes care of its patients in the area of bacteriological, parasitological, serological (including viral serology) and mycological investigations. The microbiology division of the central laboratory is adequately equipped for handling these investigations. There are separate internal as well as external quality control programmes to ensure the reliability of reports.

Research projects

Students are encouraged to take up short projects with the Indian Council of Medical Research (ICMR). The faculty offers guidance for research to our own students as well as students from other universities. The department is known for its active involvement in social service and has conducted several projects that have earned appreciation:

- Two national level programmes: Revised National Tuberculosis Control Programme, and Counseling and testing centre under TANSACS
- Continuing Medical Education Programme at the national level
- Annual World AIDS Day to generate awareness of HIV among public, medical students and practitioners
- Hospital infection control programmes on antibiotic policy and hand washing
- Experienced Ph.D research supervisors are available to pursue innovative Microbiology research projects



Department of Forensic Medicine



The recent agenda of this millennium is 'Inclusiveness'.

Forensic Medicine is an inclusive medicine which involves the application of knowledge of all the branches of medicine and science in the administration of justice.

Forensic Medicine is one of The departments in SRM Medical College & Hospital, addressing the legal issues and providing solutions for the same. This subject is taught for the students of MBBS-II, III, IV & V semester for a period of 18 months.

The Department of Forensic Medicine is situated on the third floor of SRM Medical College with 'the truth seeking place', a mock court room; 'the treasure house', forensic museum; the 'one stop place', a practice hall; a research laboratory; 'the library', a store house of knowledge; a well equipped seminar hall; a couple of demonstration halls and extensive area for the teaching and non teaching staff of the department and not the least, 'Crime Beats', the daily news of criminal & negligence cases.

As 'seeking the truth' is the essence of forensic medicine (MOCK COURT: 'The Truth Seeking Place').

The Department of Forensic Medicine, SRMMCH has set up the first ever mock court room in Tamil Nadu where a simulated jury trial is done for/by the students of II year MBBS as an extra curricular activity which enables the students to prepare and present the evidence and being cross-examined by the trial attorney.

This present training is done in the interest of future doctors to face court proceedings whenever they are being summoned. Students are trained to research, formulate the document, to practice and conduct proceedings, arguments, and opine on negligence and criminal cases. The proceedings, which mirror that of the actual courts encourage the students group discussions, decision making, problem solving (holistic), communication, namely the preparation and presentation on the whole; each student has got a ground to build upon their own knowledge and understanding on the medical and legal issues of the scenario to form opinions about how the courts operate, their features, the role play in society and ultimately the assessment as to their effectiveness as a common lay man / expert.

Students are trained to participate in Inter & Intra college competitions. Our students have been runner up and winners in conducting several mock trials on Medicolegal cases, Medical Negligence and criminal cases existing in the real time period in society.

Museum: 'The Treasure House / The Hallmark' of the department

"The tongue like a sharp knife... Kills without drawing blood." - Buddha

The department of Forensic Medicine, SRMMCH has set up the first ever treasure place which holds the extensive collections of varying nature, say the scariest 'wound man' to weirdest photographs to freakiest and most fascinating exhibits (photographs, tissues, specimens, organs) of foetus and adult in context of medico legal cases/scenarios; weapons ranging from firearm, ammunitions, typical and atypical blunt and sharp weapons and the corresponding nature of injuries caused by the same.

If you have numerous interests on forensic archaeology, anatomy, forensic and biological anthropology, mummification-thanatology, forensic entomology, forensic ecology, taphonomy, natural histology and pathology, and trauma analysis; medical history of the lost souls of whether natural, unnatural, sudden, suspicious, mysterious undetermined causes, seek for it as the museum has exhibits of forensic relevance which holds the promises of fascinating you with engraved memories in your hippocampus. Subsections of features include the dead foetus preserved in jars of formalin.

This load of treasury holds exhibits of artefacts, archives related to history of Health care, works of art, medical instruments, drawings to enhance the practical knowledge of the students and imparts the wisdom to handle the living individuals / dead as to know the cause / circumstances of illness / death respectively.

None misses the opportunity / chance of visiting our forensic museum in the first hand as a visitor of SRMMCH, SRM University, as this forensic museum is a hall of lecturing not just the students, but includes the professionals of health care, police, law makers and law enforcers in subjects of forensic medicine, clinical forensic medicine, toxicology, pathology, law and investigatory practices and existing techniques. Stand alone, this is the place which educates the 'essence' of a living soul - 'the life' and to virtually see the effects of drugs, toxins on a human being.



Practical Hall: the 'one stop place' of user-friendly guide

The hall which acts as a 'one stop place', is a source of materials and methods to the students in learning the skill - practical and clinical forensic medicine with research facility.

The students were given training to develop a wide range of practical skills to observe, measure, examine, interpret, record by conducting demonstrations to teach the "elements of examination" in context of clinical forensic medicine & toxicology vis-à-vis identification of a missing person by age estimation with dentition / x-rays, examination of an injured person, a drunken, a sexually abused / offender and issuance of medico legal (wound) certificate; training in medico legal examination of the skeletal remains of the dead persons.

The hall serves as a place of "a demonstrations coupled with powerful ideas", say the bundles of skeletal remains of human, ape skull; charts, illustrations, tables, photographs, diagrams, load of x-rays, thereby helping the students to navigate the information and go through the contexts step by step, as 'learning in a contemporary style' with presenting lectures in order to raise awareness about the examination of forensic and its significance to modern medicine.

Research Laboratory:

The research laboratory is a valuable resource for the medical and non medical personnel working in forensics with the infrastructure for postmortem examination and research including the instruments and surgical robes, guidelines, charts, illustrations, slides and photographs. It is highly useful for students pursuing medical research modules in forensic analysis, scene of crime and as a part of broader programme / integrated degree course.



Seminar Hall:

Intensive discussion is going on to explore the talent to the depth of knowledge of the forensic medicine to ensure justice to the society in general.

The photographs in The department speak the forensic cases of our state and none of the visitors leave the museum without a take home message of the 'truth' alone triumphs.

Community Medicine



Community Medicine is that branch of Medicine which is concerned with the health of the population at large. It looks at the health problems of patients in the context of their families and their communities from a holistic point of view. Thus, students are taught the preventive, curative and promotive aspects of health care.

A state-of-the-art rural health training centre in Mamandur, spread over five acres, is involved in delivering primary health care services to a large rural population and is backed by a fully functional referral chain to a tertiary care centre. The urban health centre caters to the population residing at Maraimalai Nagar and serves as a fertile learning environment highlighting the health problems of rapid urbanization. Additionally, in order to deliver health care at the door steps of the people in Kattankulathur Block, the department organizes fixed mobile clinics at individual village level, on a daily basis. To cater to the needs of the special vulnerable groups, the department initiated a Tribal Health Programme that serves about 50,000 people in the remote Jawadhi Hills area. All the services thus provide an excellent opportunity to train undergraduate and postgraduate students in Community Medicine. During their training, students are oriented to the public health challenges faced by the country and are exposed to the various National Health Programmes being implemented by the Government of India.

The department has qualified and experienced faculty members to handle academics, research, training and consultancies. Students are trained using a community based problem solving approach with strong emphasis on Epidemiology and Management. This would enable the student to identify and prioritize health problems in his community and to devise appropriate action plans. The department has a well stocked library, a public health museum and is equipped with computers and internet connections.

Research is an integral part of the training in Community Medicine and annually a large number of medical students complete a well designed research project under the ICMR funded Short Term Studentships. Each intern has to plan, conduct and present a small research project under the guidance of a faculty as a part of their internship in Community Medicine. The department has a student exchange programme in collaboration with the University of New South Wales for the purpose of training and research. International Clinical Epidemiology Network (INCLEN) has recently recognized The department as a clinical epidemiology unit. The department offers postgraduate (MD) degree in Community Medicine, PhD programme, Master in Health Administration (MHA), Master of Science in Medical Sociology (MSc), Diploma in Hospital Management, certificate course for Health Inspectors as well as multiple short term training programmes in Epidemiology, Biostatistics, Health Management, Health Economics, and Health Informatics. Every Community Physician demonstrates excellence in academics, health research, and leadership skills in Public Health.

Clinical Departments



- General Medicine
- Accident and Emergency Medicine (Casualty)
- Paediatric Medicine and Neonatology
- Dermatology
- Psychiatry
- Radiology
- Pulmonary Medicine



General Medicine



The department of General Medicine forms the nucleus of the clinical departments. This provides the base for inculcating clinical knowledge to the students giving them an edge to survive in the ever changing, rapidly progressing field of medicine. The field of medicine may be as vast as the universe, and here at SRM, we focus on encompassing this universe and push students to widen their horizon, acquire clinical acumen and skill based knowledge.

The department provides 24x7 quality services for both inpatients and out patients. The faculty here is well trained in clinical teaching. Their vast experience is put to use to guide the younger generation. The faculty attends national and international seminars to update their knowledge and keep them up to date on current protocols, standards for the teaching and clinical knowledge.

Curriculum

The curriculum is according to MCI recommendations and exams are conducted twice a year in February and in July. The students are exposed to the subject of medicine starting from their second year of MBBS (one and half year duration) where they are posted for ten weeks (6+4 weeks): Four weeks in their third year and twelve weeks in their final year. At the end of each posting an internal assessment test is conducted to assess the knowledge acquired.

The process of learning medicine is interesting and continuous, and is kept aligned with recent advances in diagnosis and treatment of diseases. The interns are taught to evaluate a patient as a whole and not to compartmentalize systems. They critically evaluate the case, and from a provisional diagnosis form a protocol for evaluation and treatment. They learn to follow up the patient and assess them periodically. They are trained to manage emergency, BLS, ACLS, airway and toxicology. The department offers MD in General Medicine also.

Facilities

The department has in addition to 180 beds for inpatients, separate isolation ward for infectious diseases, intensive medical care unit, respiratory intensive care unit, and special wards. A separate clinic for evaluation of diabetic patients is conducted, and a nutrition clinic focuses on their dietary needs. It is ably assisted by The department of Radiology with state-of-the-art MRI, round the clock CT and ultra sonogram. ECHO, PFT, Treadmill, EEG, & EMG are done on patients if required. Bedside procedures like plural fluid aspiration, lumbar puncture with CSF analysis, bone marrow aspiration and paracentesis are done in the wards with students being trained to do the same under supervision during internship. The department assists students in getting basic ECG interpretation.

Research studies

The department has initiated a research profile on thrombocytopenia and has been actively guiding fellow researchers from department of pharmacology and biochemistry.

Community Health

The department is actively involved in conducting various camps in and around SRM University. It handles specialty camps at urban health centre of Maraimalaiagar.

In a nutshell, this Department trains you to become a better doctor and a better human, ready to embark on a wonderful journey.



Accident and Emergency Medicine (Casualty)



As the traffic gets more and more chaotic, the emergency services have their hands full. Enter an exciting world where every minute could save a life. The Casualty Department at SRM Medical College Hospital pulls out all stops to create outstanding doctors.

Advanced teaching techniques and learning aids and state-of-the-art research facilities await students. They are trained not just in technical aspects but in interpersonal skills as well.

The department is driven by well qualified and experienced postgraduate doctors specialized in accident and emergency medicine. Experienced faculty members are supported by six Casualty Medical Officers (CMOs) to provide high quality accident and emergency care round the clock.

Curriculum

The undergraduate programme introduces students to Basic Life Support (BLS) and emergency medicine, subjects that are not usually taught in the medical colleges following the conventional syllabus. The curriculum is based on sessions on first aid, BLS, disaster management, Advanced Cardiac Life Support (ACLS), Advanced Trauma Life Support (ATLS), Advanced Paediatric Life Support (APLS). Practical training in CPR and advanced life saving skills are given to each and every student.

Forums of innovation

The faculty members contribute to the academic development by presenting papers and posters in international and national conferences. Doctors, residents and medical students are also involved in regular CME programmes.

SRM EMCARE 2006

At the end of October 2006, eminent consultants from Partners International, Boston, USA arrived for the SRM EMCARE conference on emergency care. Experts from all over Tamil Nadu met to share and acquire knowledge at this exciting international event hosted by SRM Medical College Hospital and Research Center. They addressed such subjects as trauma to the Chest, Abdomen, Pelvis, Head and Spine through inspiring lectures and workshops.

The Basic Life Support workshop leaders used simulator manikins to illustrate intubations in normal and obstructed airways. "Sim Man" also proved to be the ideal subject for teaching how to spot arrhythmia, practice CPR and IV cannulation, and perform a Needle Cricothyroidotomy. In fact, the Medical college will be purchasing a fleet of "Sim Man" to this end.

A student and faculty exchange programme is part of the MoU signed between SRM University and Partners International - USA, in addition to setting up an Emergency Trauma Care Centre at SRM Hospital with the expertise and guidance of Partners.

Paediatric Medicine and Neonatology



Paediatrics tunes the students' medical skills towards the health of infants, children and adolescents, their growth and development, and their opportunity to achieve full potential as adults. Paediatricians who care for the young are also concerned with social and environmental influences along with the health and well being of children and their families. The young are often the most vulnerable in society and so their needs require special attention. With this in mind, paediatricians at SRM Medical College Hospital and Research Center provide child healthcare with utmost care and affection, especially to the poor and needy belonging to the surrounding 80 odd villages.

The well qualified faculty includes senior and experienced paediatricians. The faculty and the dedicated nursing staff are always at hand with guidance.

Curriculum

Over the course period students will be part of organized teaching programmes that are comprised of lectures, clinical postings, evaluation tests and more. The department offers MD in Paediatrics.

Clinics and facilities

The department has fully serviced out-patient and in-patient clinics to care for children who are victims of diseases and other problems. The general paediatric ward has a bed strength of 90 and separate cubicles for treating children affected with infectious diseases. The clinics also have a side laboratory, an emergency treatment room, a pantry and a library-cum-seminar hall, Demo room for instructing the students.

Neonatal services

With a total bed strength of 5, the Neonatal Intensive Care Unit (NICU) has all the facilities to take care of sick newborn babies. Its special feature is the separate cubicle for babies born outside. Mothers are encouraged to feed their babies and a special room is provided. The NICU is equipped with ventilators, incubators, phototherapy units, monitors, oxygen and suction ports, and resuscitation kits, and has a separate procedure room handled by trained nurses. The operation theatre, labour room and the aseptic labour room have resuscitation units. A transport incubator is available to convey babies from other places.

Paediatric Intensive Care Unit

The 5-bedded Paediatric Intensive Care Unit is fully equipped with monitors, oxygen ports, suction unit and emergency drugs, and is placed in the care of experienced nurses.

Special Clinics

- The immunization clinic has vaccines for children and administers them at subsidized rates. Strict asepsis and preservation of cold chain is maintained by the use of ILR
- The Well Baby Clinic monitors the growth and development of children. Mothers are also given advice on proper feeding
- Clinics on nutrition, child guidance, child rehabilitation, high risk newborn well baby clinic, neurology clinic, cardiology, endocrine, nephrology, thalassemia and asthma are conducted regularly

Community health

Students will be involved in frequent health camps that The department conducts for rural children. The department uses these clinics to spread awareness on child healthcare. The department also adopts villages and provides healthcare for them. A FM radio is used to broadcast healthcare announcements.

One of the proud events of the calendar is the World Breast Feeding Week during the first week of August that the department has conducted successfully for the past five years in collaboration with UNICEF. The department marks the day by spreading awareness through posters and organizing interactive sessions with the public. Talks by eminent people are also arranged on the subject along with quizzes and contests where medical personnel participate.

The department conducts Nutrition Week in the first week of September every year. A symposium on 'Nutrition in Children' and interactive programmes with mothers are the highlights of the event. The programme has a great impact on people from neighbouring villages.

Research programmes

The department encourages both students and faculty to participate in research initiatives and to update their knowledge by attending conferences and workshops. The faculty members frequently attend CME/IMA lectures. In the area of research, various cross sectional studies and trials are underway.



Dermatology



The study of skin and its problems require skill and sensitivity. To understand this discipline, you will be placed under highly qualified faculty members who have wide experience in teaching innovatively and effectively with state-of-the-art methods.

The faculty members believe that an interactive mode of study and observation sharpens one's skills. Many of the faculty members have participated, presented or chaired sessions in the regional and national conferences in dermatology held over the last 5 years. Original research papers have been presented in national and international journals. The faculty members also conduct and take part in CME programmes as well as current research work, as part of routine programmes. A beginning has been made in cosmetology to keep abreast with the social demands of a progressive culture.

Curriculum

Undergraduate students learn first hand by seeing and diagnosing a wide variety of skin problems from all sections of society. Students will have access to modern and scientific techniques, in line with the trends in medical education worldwide. The curriculum includes student presentation, interaction, feedback and workshop. The department is recognized for training post graduates in Dermatology, Venereology and Leprology.

Clinical and laboratory facilities

The department has equipment like bifricator, radio frequency ablator, micro dermabrader, micro pigmentation set, chemical exfoliation set, liquid nitrogen cryotherapy, fractional CO₂ and Nd YAG lasers and iontophoresis to carry out minor outpatient procedures.

A complete phototherapy unit and woods lamp are already available. Surgeries for Vitiligo are performed on a regular basis.

The out patient department treats a large number of people from varied occupational backgrounds. The department also has privacy cabins for managing complicated cases requiring special drug therapy and intensive care.

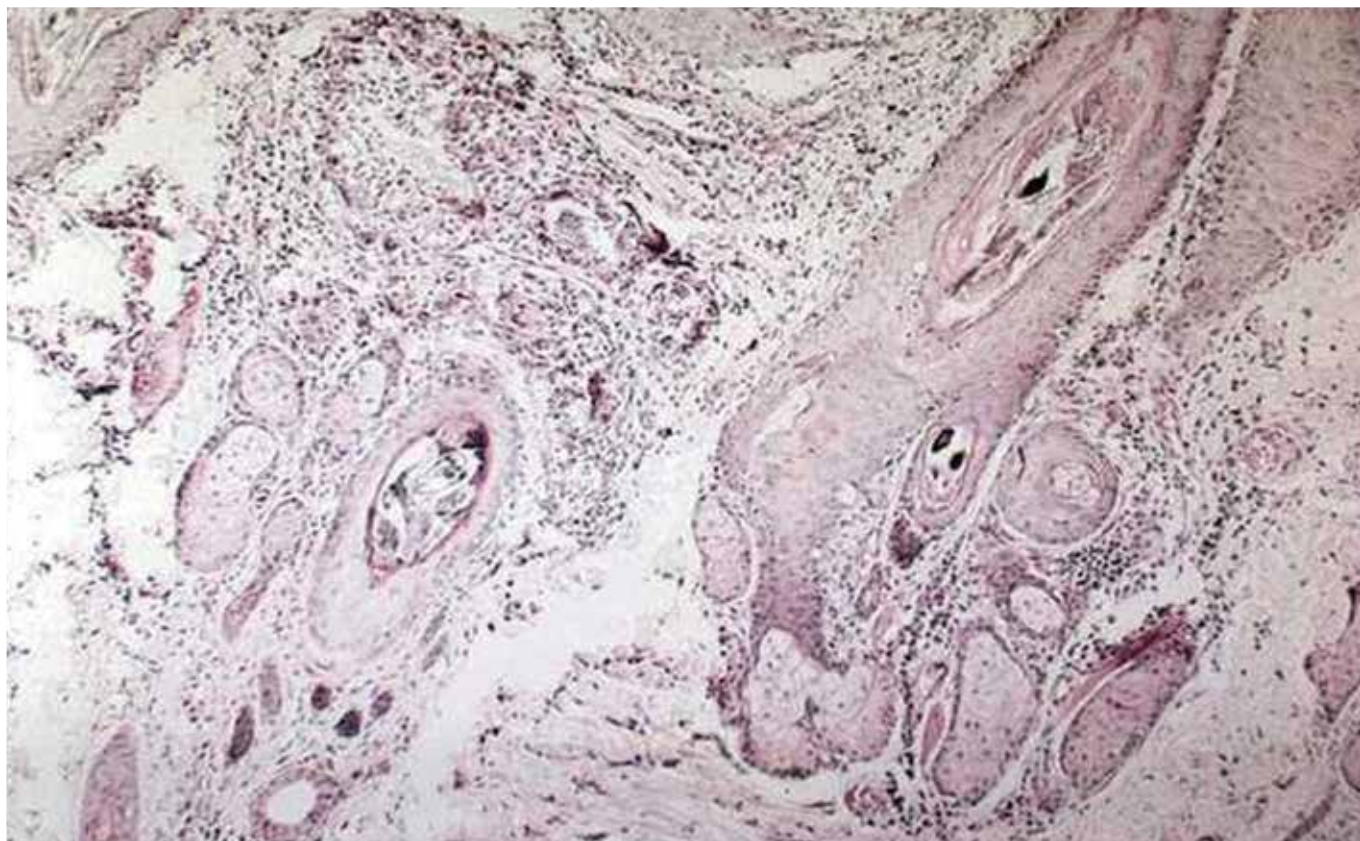
Inpatient services

The department has 40 beds which are manned by adequately trained staff nurses and resident doctors. Facilities are available for diagnoses and treatment of severe skin diseases. Barrier nursing for exfoliative dermatitis is provided. Fully functional ward lab is available for doing smears and staining studies. Dark ground microscope is also available. Immunofluorescent microscopes are available in the central laboratory for the diagnosis of auto immune diseases.

Community outreach

Students and faculty are actively involved in the medical camps conducted by the medical college. They screen people in the villages and in all colonies, factories and institutions located on the Tambaram-Chengalpattu corridor. Regular camps are held to treat the poor, and to ascertain and prevent commonly recurring skin disorders.

The department is a recognized subcentre for the treatment of leprosy under the National Leprosy Eradication Program coming under the control of Nadhivaram Primary Health Centre.



Psychiatry



The Psychiatry Department comprises a team of highly qualified psychiatrists, clinical psychologists, psychiatric social workers and psychiatric nurses.

Curriculum

Undergraduate students are given a firm base in the science of psychiatry through a rigorous teaching programme that balances theory and clinical demonstration. The students are given clinical postings in the fifth semester and during internship. The department offers MD in Psychiatry.

Our postgraduate training includes regular topic discussions, evaluation of out-patient cases, weekly case conferences, discussion on recent research updates, management of psychiatric emergencies, detailed assessment of in-patients and various psycho social interventions. Students also get to learn the most modern psychological techniques that are being used all over the world to counsel, treat and guide patients.

Clinical services

The out patient department receives patients from all walks of life, with problems that range from minor mental disturbances to major disorders. Faculty members actively provide child guidance as well as suicide prevention services and consultation. The department also has in patient facilities with 30 beds including the facility of electro convulsive therapy (ECT). Special care is taken for addiction cases and motivational counseling.

Research and consultancy

The department is involved in ongoing research on "Patterns and Prevalence of Attempted Suicide and Psychiatric Co-morbidities". Another Indian Psychiatric Society funded multi-centric research study on the "Prevalence and Phenomenology of Functional Somatic Symptoms in Depression" was completed. There is a pilot study going on in The department to construct a mental health questionnaire for use in general hospital population.

Knowledge exchange

The faculty members and students conduct Continuing Medical Education (CME) programmes which involve a series of debates, seminars and talks on recent medical developments and future course of psychiatry as a science. They do attend national and international conferences to exchange knowledge on the progress made in different areas of modern psychiatry to stay up-to-date in the field. They have also submitted study papers at several national and international forums.

Radiology



- Radiology department meets all the specifications of MCI & NABH
- In addition to X-rays and Fluoroscopy, all the new imaging facilities like USG, Colour Doppler, CT Scan (dual and 128 slice), MRI, Mammogram, computerized radiography are available
- Well qualified dedicated service oriented, radiologists and paramedical staff are available round the clock
- Ably supported by all specialties in clinical medicine
- Unique for
 - ③ Availability of qualified radiologist round the clock
 - ③ Less waiting time and no date fixation (except for few investigations as mandatory)
 - ③ Detailed documentation of the cases as per the requirements of clinician
 - ③ No dearth for clinical material both in quality and quantity
- Cases are constantly monitored by different faculty at different levels
- Museum collections for students can speak the facilities available, volume quantity of work carried out in The department for the past 10 years of existence
- A word of appreciation for the individual and recognition for radiology department as our college student DIKSHA has been selected for training in radiology at Harvard University under the exchange package of student. The department offers MD in Radiology



Pulmonary Medicine



Curriculum

With the spread of immunosuppressant drugs and HIV/AIDS, potential doctors need to know how to tackle TB, and be aware of worldwide efforts to control this bacterium. At SRM, students are under the guidance of highly qualified and experienced faculty members.

M.B.B.S. students are taught various aspects of clinical presentations, diagnostic tools, X-ray diagnosis of management of tuberculosis with special reference to Revised National TB control programme. The teaching method involves both theory and study through observation of clinical diagnosis. Apart from the undergraduate course, MD in Pulmonary Medicine is also conducted.

Apart from teaching and training regarding tuberculosis management, The department has all equipment and facilities to offer specified diagnosis of major pulmonary diseases like COPD, Bronchial Asthma, Bronchiectasis, Lung Malignancies and Pleural diseases

.

Clinical and laboratory facilities

The department has both out-patient and in-patient facilities. Averages of 80-100 out-patients attend the clinic every day. You will have access to some of the best facilities in the examination rooms, where students are taught how to recognize different strains of the bacterium causing diseases and their effects on patients. The examination rooms have facilities for diagnostic bronchoscopy, Directly Observed Therapy Strategy (DOTS) and Pulmonary Function Tests (PFT) including DLCO.

The in-patient ward has 30 beds for male and female patients. Video bronchoscopy is used for diagnostic purpose, while PFT machine is used for testing lung function.

Community outreach

The students are involved in various camps that are conducted in schools and rural areas as part of the community medicine services. The department also issues free ATT drugs and vitamin tablets for needy community members.

Surgical Specialities



- General Surgery
- Orthopaedics
- Otorhinolaryngology (ENT)
- Obstetrics and Gynaecology
- Ophthalmology
- Anaesthesiology



General Surgical



The department of General Surgery is a well established one, training M.B.B.S surgery undergraduates and M.S. (General Surgery) postgraduates.

Faculty

It is composed of senior faculty members who are professors with more than 30 to 35 years of teaching undergraduate and postgraduate students. They are assisted by a faculty of Assistant Professors and Senior Residents.

Facilities and services

The department performs major surgical procedures and minor surgical procedures daily in six operation suites, suitably equipped with modern operating tables, state-of-the-art lights and life supporting systems. There is a large class room attached to the theatres with audio video communication where the students are shown intricate procedures explained by senior faculty members.

Routine laparoscopic surgical procedures are done regularly with latest machines. The department runs a popular endoscopy service with gastroscopy and colonoscopy facilities. The patients are given colour prints of the procedure done at a very affordable rate.

The Surgical Intensive Care Unit (SICU) caters to the patients who have undergone major surgical procedures within elective and emergency formats.

A round the clock emergency service is offered where in all the surgical specialties are available round the clock to cater to the needs of accident victims.

Regular academic work is composed of not only didactic lectures but symposia, guest lectures, journal reading and clinical society meetings. Interactions with allied specialties like radiology, pathology oncology and other surgical superspecialities are done on a regular basis.

Conferences

The faculty attends national conferences and postgraduates are encouraged to attend such conferences and present papers and posters. In addition, there is a well equipped library with the latest books and reputed journals.

These journals and science directs Springer list available round the clock online for the benefit of the students.

Also, students and faculty members are provided access to reputed online journals of ScienceDirect and Springer volumes.

Orthopaedics



The Orthopaedic Surgery Department at SRM Medical College Hospital has already made a niche for itself with people from the city and even far off places making a beeline for it. There are three units functioning with 90 beds with 60 beds for males and 30 beds for females. The faculty consists of senior academicians having rich experience in teaching and clinical practice. From the academic year 2011-12, PG course M.S was started.

Faculty members attend national and state orthopaedic conferences and present papers. The department participate actively in the trauma life support workshop held in October 2006.

Curriculum

A streamlined teaching programmes has been designed for the undergraduates and postgraduates who are posted to the Orthopaedic Department in rotation. Clinical demonstration classes take place in the out patient department, and the students are trained through clinical examination and presentation. Students are encouraged to interact with the faculty members to create an atmosphere of trust. Orthopaedic cases of clinical interest are discussed at the CME programmes. The students are exposed to pre-operative planning where surgical cases are discussed in great detail. The department offers MS in Orthopaedics.

Clinics and facilities

The department has a full fledged out-patient department. The spacious, 90 beds orthopaedic ward dedicates 30 beds to female and 60 to male patients. Since the hospital is next to a busy highway, lots of RTA cases arrive in casualty and an orthopaedic specialist is on 24 hours duty. The ward is well staffed and has all the instruments necessary for handling simple to compound fracture cases.

For polytrauma patients The department has ICUs where blood pressure, pulse rate, heart rate, saturation and perfusion are monitored. Two fully qualified plaster technicians, and support personnel like nurses take care of the patients in the ward and ICUs. There are three theaters exclusively for Orthopaedics of world class standard with Laminar air flow, HEPPA filter, 'C' arm, Maquet Operation Table Power drills and all the other instruments for surgery and several types of operations take place:


- Interlocking nails
- Dynamic hip screws
- Hemiarthroplasty
- Open reduction with internal fixation with plate and screw
- Arthroscopy surgery on knee and shoulder joints
- Spine: Laminectomy and disc excision and fusion with instrumentation
- External fixators of various types
- Total knee and total hip replacement

Extensive references

A journal club benefits young orthopaedic surgeons. The department library has all the latest editions as well as back volumes of national and international journals.

Weekly review meetings are conducted and the previous week work analyzed and the next week plan is discussed, with all faculty Professors, Associate Professors, Assistant Professors, Senior Residents and postgraduate students.

Otorhinolaryngology (ENT)



One of the largest departments in the SRM Medical College Hospital, the ENT Department has qualified and experienced faculty members. This being one of the most complex sciences, students need to build their medical knowledge of the latest treatments that have met with success in the world. Faculty members too, continuously update their knowledge by participating in regional and national conferences in otorhinolaryngology. The department offers MS in ENT.

Clinical and other facilities

The department has both in-patient and out-patient services. The out-patient section has spacious examination rooms and clinical demonstration rooms. The in-patient ward can accommodate major and sophisticated surgery, giving students plenty of exposure to clinical material for study.

The operation theatre has sophisticated equipments such as an operating microscope and a video camera to perform middle ear surgeries like mastoidectomies, stapedectomies and ossicular reconstructions. Phono surgeries are also performed for voice disorders. For precise sinus and nasal surgeries, nasal endoscopies are performed using advanced video endoscopes and microdebrider. Besides these, The department performs a number of routine surgeries, head and neck surgeries like laryngectomy, maxillectomy and neck dissections are being performed regularly. Besides these, the hospital conducts a number of routine surgeries, like tonsillectomy, tongue-tie release, earlobe repair and correction of nose deformities.

Specialized services

The department is one of the few in the state that is equipped with electronystagmography for assessing patients with vertigo. Other features include:

- Out-patient department equipped with diagnostic endoscopy laboratory
- Audiology wing with a sound-treated room
- Facilities for pure tone audiometry, speech audiometry, special tests audiometry BBRA & OAE
- Speech therapy and stammering clinic
- Rehabilitation clinic in coordination with the Paediatrics Department

Community outreach

The department actively takes part in the health camps conducted by the SRM medical college. Rural area camps are conducted in and around Chengalpet and Sriperumbudur.

Oration

We are conducting oration in ENT by SRM Chancellor Dr. T.R. Pachamuthu along with National and International ENT experts annually.

Regular CME programs are being conducted with eminent faculty.

Obstetrics and Gynaecology



Students need to be prepared to bring new life into the world, regardless of their specialty. The obstetric team handles antenatal and gynaecological cases, including normal deliveries and caesarean section. It also handles all obstetric and gynaecological emergencies round the clock. Standing alongside a full-fledged team comprising of a duty obstetrician, a junior resident and well-trained staff nurses, students will gain a flair in taking care of deliveries including caesarean sections and other emergencies.

Faculty members are trained and highly motivated. They specialize in managing high-risk pregnancies, sonology, endoscopic surgeries, laparoscopy and hysteroscopy. They continuously update themselves by participating in national conferences and presenting scientific papers.

Curriculum

The undergraduate programme imparts medical students with a base in the field of obstetrics and gynaecology. The curriculum has a fine balance of lecture classes, clinical case demonstrations, discussions, tutorials and practical classes. The department offers MS in Obstetrics and Gynaecology.

Clinics and facilities

The department has both in-patient and out-patient clinics. While the out-patient clinic takes care of nearly 1700 cases a month, the in-patient cares 170-190 cases a month.

The out-patient clinic handles regular antenatal, gynaecological and infertility patients. Patients are screened for cancer with pap smears and colposcopy directed biopsies.

The labour ward is the centre of The department's activities, including normal vaginal deliveries, instrumental deliveries and Caesarean deliveries. Elective gynaecological surgeries include total abdominal

hysterectomy, vaginal hysterectomy, total vaginal hysterectomy, laparoscopic-assisted vaginal hysterectomy, laparoscopic sterilization, diagnostic and operative laparoscopy, and diagnostic hysteroscopy. Besides this, The department has separate clinics for cancer screening, infertility and family welfare.

The Family Welfare Clinic conducts laparoscopic sterilization, puerperal sterilization, MTP with TAT/Lap sterilization on an average of 25-30 cases per month. On a preventive note, The department spreads awareness on temporary contraceptive methods, such as Cu-T insertion, contraceptive pills and condoms.

Community outreach

Regular camps are conducted in surrounding villages along with the Community Medicine Department to provide good antenatal care and to screen for high-risk pregnancies and cancer.

Research

Faculty members never miss an opportunity to submit scientific papers on the research that is being done at national level conferences.

Looking ahead

Students can look forward to new equipment and procedures that The department is incorporating, such as:

- Thermo choice for the treatment of dysfunctional uterine bleeding
- Uterine artery embolization for the treatment of fibroid uterus
- Intra-uterine insemination and in-vitro fertilization for the treatment of infertility
- Resectoscope for operative hysteroscopy

Ophthalmology



The department is headed by a Professor and supported by experienced faculty.

The department is fully equipped and the following facilities are available.

1. Computerized vision testing
2. Contact lens fitting
3. Cataract surgery – Intra ocular lens implantation including phaco emulsification
4. Glaucoma evaluation and management
5. Computerized field testing
6. Squint and Paediatric ophthalmology
7. Laser (YAG & Retinal) treatment
8. Diabetic retinopathy evaluation and management
9. Fundus Fluorescein angiography
10. Plastic surgery of eyelid
11. Eye bank and corneal transplantation
12. Uvea and retina clinic
13. Neuro ophthalmology clinic
14. Community ophthalmology
15. Wet lab training for postgraduates

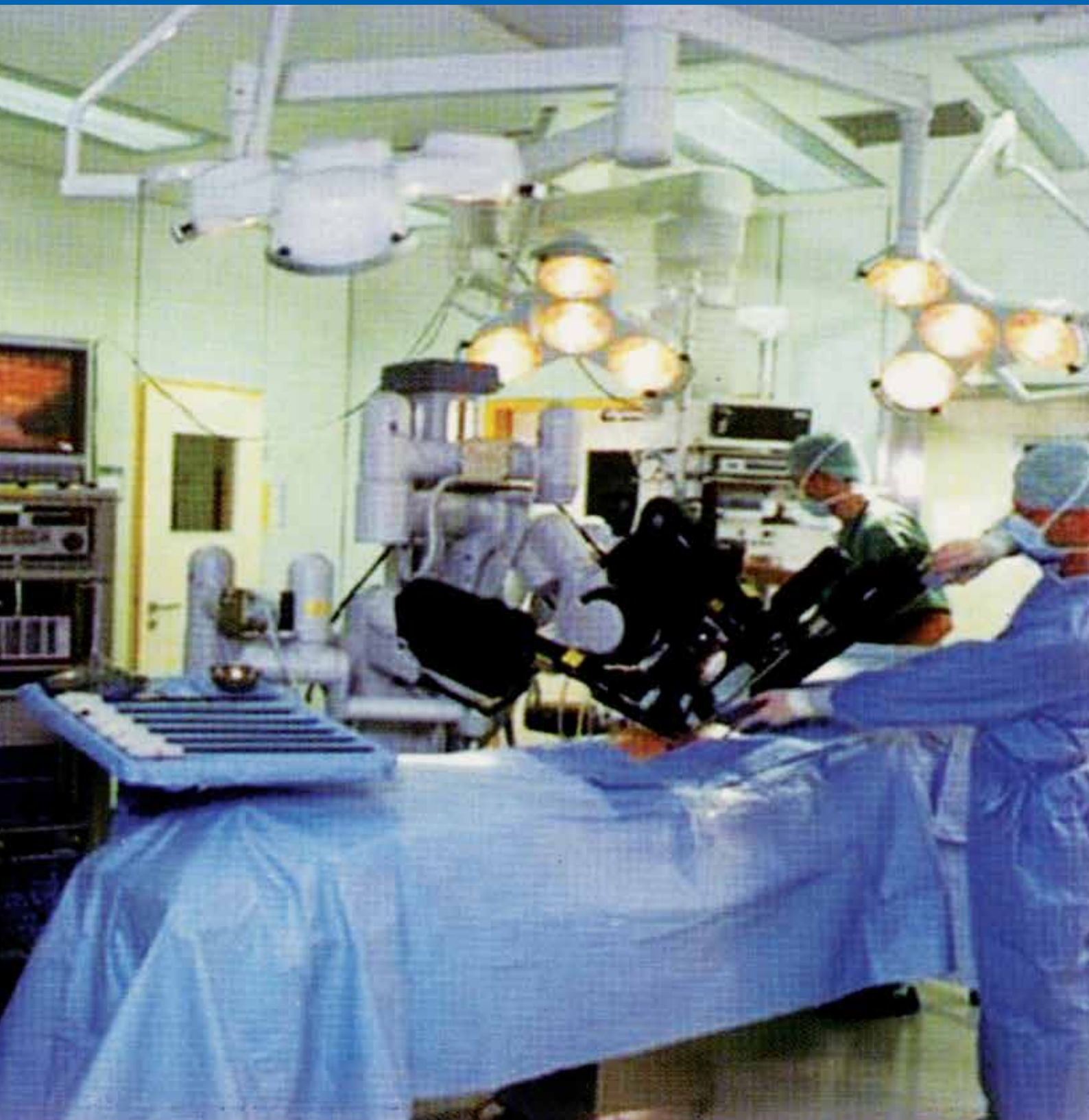
Our teaching programme consists of 100 classes including seminars and theory classes that are conducted with power point projection at A.C lecture halls. Clinical demonstration classes are held in batches of twenties so that personal attention can be given to students.

We conduct four eye camps monthly organized by Community Health Department. We bring patients from Kanchipuram district. Food, stay, medicines and surgical treatment are given free to the camp patients. The department offers MS in Ophthalmology.

Our college has been recognized by MCI for postgraduate course in ophthalmology. We admit M.S. (Ophthalmology) students annually. We also run B.Optom course. We have 232 books in central library and 110 books in departmental library. We have international and national journals in ophthalmology. We also have access to many E-journals from our library.

As our department has experienced faculty with equipment needed for postgraduate course and adequate patient inflow, it fulfills the requirements of any well recognized medical college in India.

Anaesthesiology



Profile of The department

The department of Anaesthesiology extends its dedicated service to all surgical specialities. These include General surgery, Orthopedics, Obstetrics and Gynecology, Otorhinolaryngology, Ophthalmology and super specialties such as Neurosurgery, Cardio thoracic surgery, Urology, Plastic surgery, Pediatric surgery, Vascular surgery and Orofaciomaxillary surgery.

The Anaesthesiology team comprising of Professors, Associate Professors and Assistant Professors have excellent credentials. Administering anaesthesia requires skill and who is better than our faculty members who have vast years of experience in the field of Anaesthesiology to administer anaesthesia and teach the students. Every year 5 postgraduate students are inducted into the department. Students will witness our expert team that caters to 16 major operation theatres and 3 minor theatres. Two more major theatres are getting ready. Of the 16 operation theatres, 13 are stainless steel theatres with laminar flow and with HEPA filters with a state art Halogen / LED theater lights with inbuilt camera. Students can see surgery without entering the O.Ts and interactions can be arranged.

We also run a separate 6 bedded Post Anaesthesia Care Unit (PACU) and extend ancillary services to the surgical ICU and expertise to the respiratory ICU. We also have a dedicated pain clinic where procedures are performed to alleviate pain. Our department also provides anaesthesia to remote areas like CT scan, MRI, ESWL, ECT and endoscopy. The department organizes extensive academic programme which includes case discussions and debates on interesting cases.

Conferences

Our faculty members constantly upgrade themselves by attending national and zonal conferences. The faculties of our department have delivered many guest lectures and chaired sessions at various National and Regional conferences. One of our Professors delivered a guest lecture at the last National Conference held at Assam in December 2013. Our Head of The department chaired scientific sessions and three of our faculty members have delivered guest lectures in the prestigious Annual National Conference of Indian Society of Anaesthesiology held at Madurai in December 2014.

Our department has organized 4 Symposiums and CME at our hospital with our faculties and invited faculties from outside. 11th National Conference of the IAGES (Indian Association of Gastrointestinal Endo Surgeons) and a workshop of Minimal Access Surgery was conducted in our hospital where national and international surgeons participated. Our team of anaesthetists have taken active participation and provided anaesthetic care during the conference.

RESEARCH PAPERS PUBLISHED:

Our faculties have publications at various national and international journals. Our department is actively involved in various research activities.

INTERNATIONAL:

1. Dr. Gayathri, Dr. Shalini, Dr. Karunanithi, Dr. Umadevi - Rigid endoscopic assisted intubation in a case of epiglottic cyst; *sajaa*2011: 17(2), 190-2
2. Dr. Anand - Dr. Balaji, Dr. Karunanithi, Dr. Gayathri - Delayed diagnosis of traumatic diaphragmatic rupture with herniation of liver - *Turkish journal of Trauma & emergency surgery*.2012;18920172-7
3. Dr. Balachandran - (Co author) Uncorrectable coagulopathy due to intestinal obstruction - *African journal of pediatric surgery*- April - June 2013 - vol 10 issue 2

NATIONAL:

4. Dr. Hem Anand Nayagam (author) - A prospective randomised double blind study of intrathecal fentanyl and dexmedetomidine added to low dose bupivacaine for spinal anesthesia for lower abdominal surgeries. *Indian J Anaesth* 2014; 58: 430-5
5. Dr. Hem Anand Nayagam (co-author) - Comparison of the lateral, oxford and sitting positions for combined spinal and epidural anesthesia for elective caesarean section. *Journal of medical Society* 2013;27(1):70-74.
6. Dr. Balachandran (co-author) - Comparison of cobra laryngeal airway with flexible LMA in terms of device stability and ventilation characteristics in pediatric ophthalmic surgery - *JOACPM* 2012
7. Dr. Gayathri - Anaesthetic management of a case of Sturge weber syndrome *IJA* 2012(3)302-204
8. Dr. Anand - Comparison of bougie-guided insertion of Proseal laryngeal mask airway with digital technique in adults. *IJA* 2010; 54(1):35-9.

Hospital services

The Anaesthesiology Department caters to the needs of all surgical and medical specialities and handles both elective and emergency cases on daily basis and on Sundays all emergency cases. A dedicated Pre Anaesthesiology Clinic functions on all working days and patients are assessed before anaesthesia is administered.

Our team of anaesthesiologists anesthetise patients posted for major surgeries including laparoscopic surgeries, thyroidectomies, mastectomies, surgical gastroenterology cases, total knee and total hip replacements and fracture fixations.

Anaesthesia is also provided for neurosurgical procedures such as intracranial tumor excision, shunt surgeries and spine surgeries. We give anaesthesia for paediatric surgeries including newborn. Many of the procedures involve airway including multiple facial fractures and otorhinolaryngological procedures.

Renal transplant unit and cadaveric transplant unit have also been setup. Along with the team of specialists and teaching faculty, students are exposed to all types of anaesthesia techniques such as airway management, regional, general anaesthesia, total intravenous and nerve blocks.

Infrastructure clinics and facilities

Of the sixteen operation theatres, thirteen have the stainless steel system with latest laminar flow and exhaust system. Day care surgeries are managed in the ground floor O.T. There are three minor operation theaters - two in the surgical outpatient department block and one in the labor room to cater to minor cases and septic cases. They are equipped with facilities on par with any other O.Ts. The monitoring equipment like the multi-parameter monitors and side stream Capnography machines are of high standards. Separate pre-medication and recovery rooms are aptly located, adjacent to the main operation theater. The entire block is maintained as a sterile zone through periodic fumigation. Sterilization is double checked with periodic bacterial contamination detection by means of procedures dictated by the Microbiology Department.

Our hospital has and two liquid oxygen plants and a gas manifold that caters to the needs of the entire hospital. An air compressor unit and a central suction unit functions and take care for the needs of the entire hospital. We have a separate CSSD with double door autoclave and ETO sterilizer which functions round the clock.

Higher Specialties



- Cardiology / Cardiothoracic Surgery
- Nephrology
- Neurology and Neurosurgery

- Plastic and Reconstructive Surgery
- Urology



Cardiology Department



The Cardiology Department of SRM Medical College hospital was started in July 2006. The department was upgraded with non invasive investigations (TMT, Echocardiogram, Holter, Ambulatory BP Monitoring) in 2007. Comprehensive cardiac interventional services were started in 2009 with the installation of state-of-the-art, cutting edge technology, flat panel catheterization laboratory. The cath-lab was dedicated by Shri. Ghulam Nabi Azad, Hon'ble Minister for Health and Family Welfare, GOI, New Delhi.

Cardiac Super Specialty Services

The Cardiology Department is comprehensively equipped with acute care services and state-of-the-art investigation facilities comprising of 1) 24x7 Emergency Coronary Care Unit 2) Out-Patient Services 3) Specialty Clinics a) Heart Failure Clinic b) Preoperative Assessment Clinic 4) In-Patient Services a) General Ward, b) Special Wards 4) ECG 5) Digital X-Ray 6) TMT 7) Echocardiogram (TTE, TEE, Stress Echo) 8) Holter Analysis 9) Ambulatory BP 10) Cardiac Cathlab- Radial Coronary Angiogram, Primary Angioplasty, Complex Angioplasties, Permanent Pacemaker Implantation, Balloon Valvuloplasties - BMV / BPV / BAV, Device Closures - ASD / VSD, Peripheral angioplasties - Carotid, Renal, etc., AICD & CRT implantations.

Publications / Presentations

The faculty have so far published 78 articles in the reputed International and National journals and presented 208 papers in the National & International Cardiology Conferences.

Continuous Medical Education Programme

Guest Lectures by

International faculties: 1) Dr. G.H. Mudge, Brigham women's Hospital, Boston, USA 2) Prof. Ramiah Subramanian - Georgia Health Science University 3) Dr. B. Saravanan Balamuthusamy, USA, 4) Dr. Devaki R Nair - Hon. Senior Lecturer Royal Free London, 5) Dr. Anandan Swaminathan, USA.

National faculties: 1) Dr. Mathew Samuel, Director, Insitute of Cardiovascular Diseases, Madras Medical Mission, Chennai and Senior Interventional Cardiologist, Apollo Hopsital, Chennai and 2) Dr. K. SivaKumar, Head and Senior Consultant, Department of Paediatric Cardiology, Insitute of Cardiovascular Diseases, Madras Medical Mission, Chennai.

Dr. S. Elangovan - Prof. & HOD in the capacity of President of Tamil Nadu Interventional Council (a sub council of Cardiological Society of India, Chennai Chapter) conducted a Live Workshop in The department of Cardiology on 04.01.2015 on the occasion of 3rd Annual Conference held between 3rd and 4th January 2015 at ITC Grand Chola, Chennai.

Research

The department of Cardiology established an exclusive Cardiac Clinical Trials & Research Cell in October 2012. The research unit is involved in multi-centric international phase - 3 clinical trials and Principal investigator initiated clinical studies in different cardiovascular diseases. Over a period of 2 years, 12 papers have been published in international and national peer reviewed journals with an aggregate impact factor of 14.6.

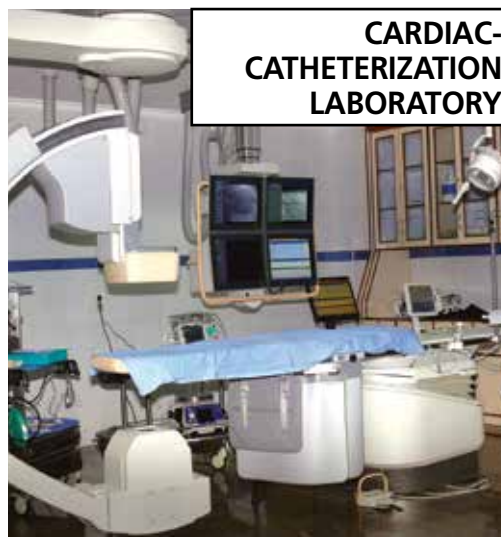
DM Cardiology Programmeme

The continuous growth in terms of faculty, patient and procedure volume and round the clock primary angioplasty services, led to the approval of DM Cardiology super specialty programme by MCI in 2011. The first DM Cardiology postgraduate joined the course in September 2011 and completed the course succefully during August 2014. The DM Cardiology Superspecialty course has been recognised by the Medical Council of India.

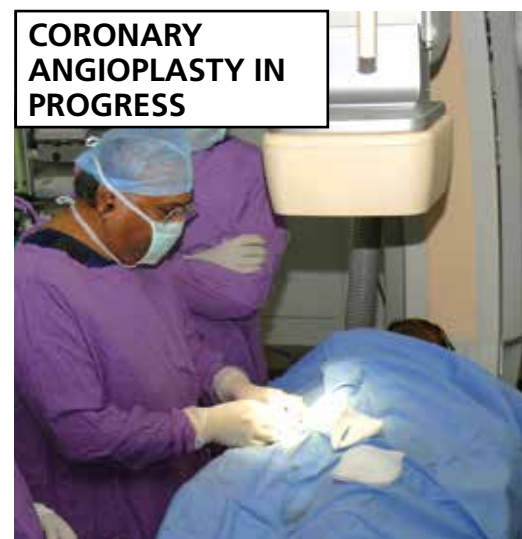
Our Postgraduates attend various National & International Conferences, Quiz Competitions and Intervention & Imaging Programmes.



**INTENSIVE
CARDIAC
CARE UNIT**



**CARDIAC-
CATHETERIZATION
LABORATORY**



**CORONARY
ANGIOPLASTY IN
PROGRESS**

Cardio Thoracic Surgery Department

The Cardio Thoracic Surgery Department was started in 2008 with the noble vision of providing outstanding patient care based on the principles of innovation and compassion.

The department is equipped with the latest technology like SARNs 8000 heart lung machines, anesthesia work station, advanced invasive hemodynamic monitoring, cardiac pacemakers, ventilators, and Intra-Aortic Balloon pump. To ensure world class results, there are 2 state-of-the-art post operative ICUs with 12 beds.

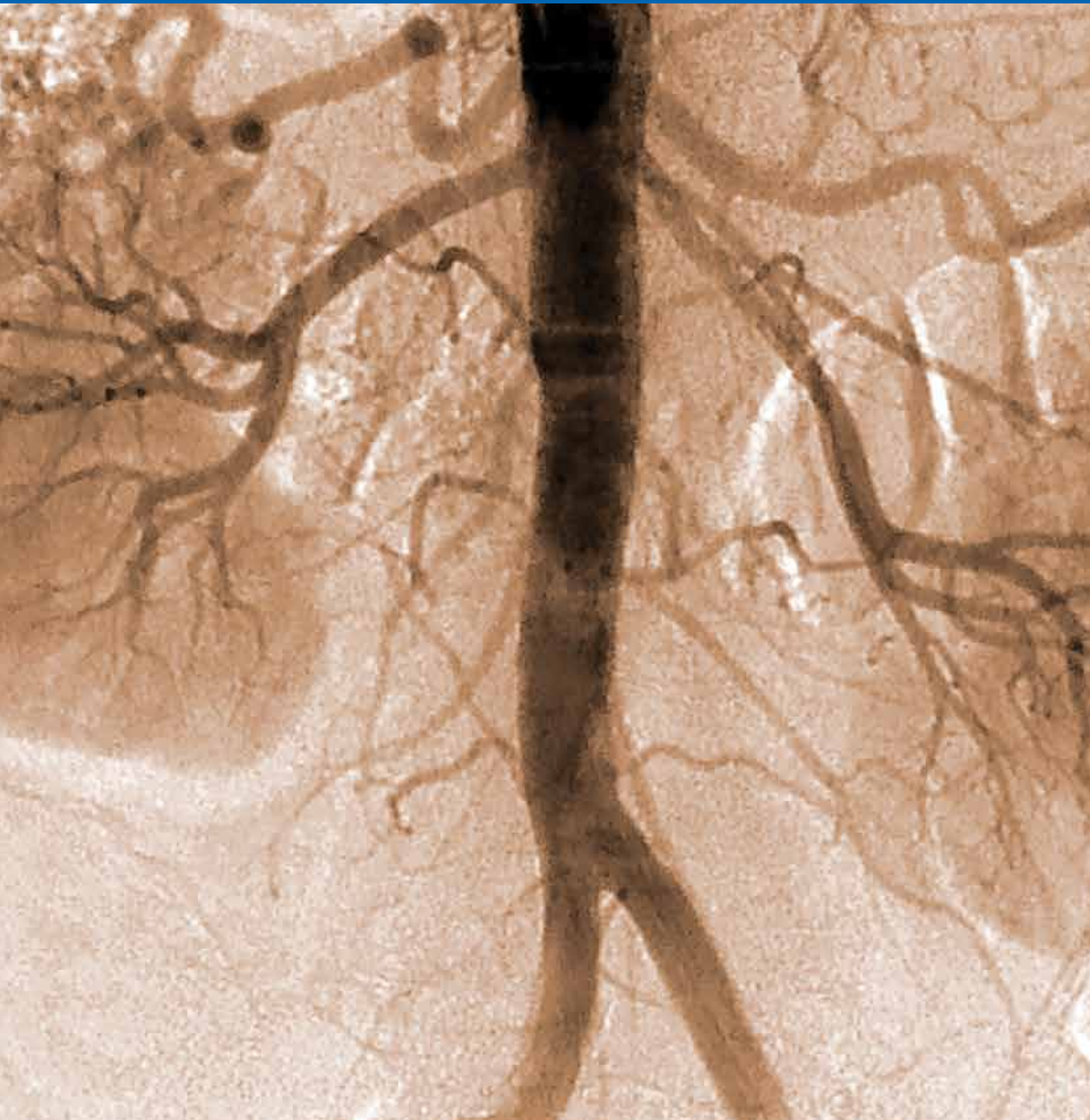
The department is always ready on 24 hours basis to tackle any complex chest traumas and cardiac problems requiring surgical management for the unreached and under-privileged. Surgical charges are priced at affordable rates. The department provides consultative and operative services on an elective and emergency basis requiring advanced cardiac and thoracic surgical care such as:

- Coronary bypass surgery, including total arterial grafting and beating heart (off pump) surgeries

- Cardiac valve repair and replacement
- Correction of congenital cardiac abnormalities in children, including infants
- Complex aortic procedures like Bentall surgery
- Complex Redo Surgery
- Closed heart surgeries, pericardectomies etc.
- Lung lobectomy and pneumonectomies
- Management of thoracic trauma
- Fiber-optic bronchoscopies

Our postoperative cardiac ICU is managed by a cardiac surgical and anesthesia team with 24x7 coverage. A total of 375 patients, aged 8 months to 78 years underwent major cardiac surgeries. This is a vital life saving department of SRM Medical College Hospital and Research Centre. The department offers super specialty M.Ch course in cardiothoracic surgery, accredited by the Medical Council of India.

Nephrology



Faculty

A strong team of three experienced nephrologists treat patients and teach students. The department offers super specialty course "DM in nephrology".

Nephrology

"Powered by Knowledge, driven by values" is the motto of The department. This is reflected by the faculty's and students' approach to this discipline. The students are trained to recognize and treat kidney diseases and the stress is to identify kidney disease at the earlier stages to prevent the progression of kidney disease following guidelines issued by the Indian society of Nephrology.

Our faculty members continually update themselves at national and international forums to stay updated on the latest developments in the field of nephrology.

Clinical Services

The department offers services covering the whole gamut of nephrology namely, clinical nephrology, dialysis (Hemodialysis & CAPD) and renal transplantation (Live & Cadaveric). Both live and cadaveric renal transplantation are done on regular basis. Students are taught through a mixture of interactive sessions & bedside demonstration.

Dialysis

The Hemodialysis unit was inaugurated in the year 2007 with 8 machines and now expanded to 35 machines and remains the 2nd largest Hemodialysis unit in the state. There are over 180 chronic

Hemodialysis patients treated at our RDU. Besides Conventional Hemodialysis, sophisticated procedures like SLED, Plasmapheresis, and CRRT are done in ICU. On an average 1500 HD's are done monthly. This hospital Renal Dialysis Unit, functions like a Tertiary Care centre for other smaller RDU's in the neighboring 3 Districts.

Research

Our research projects "Measurement of nail growth an easy and cost effective screening modality for CKD" was appreciated at national and international level.

Our current research projects focus on cutting edge clinical problems in nephrology like "Pyelonephritis" and identifications of "Acute Kidney Injury at the earliest".

Our department participated in the International "0 by 25" AKI study.

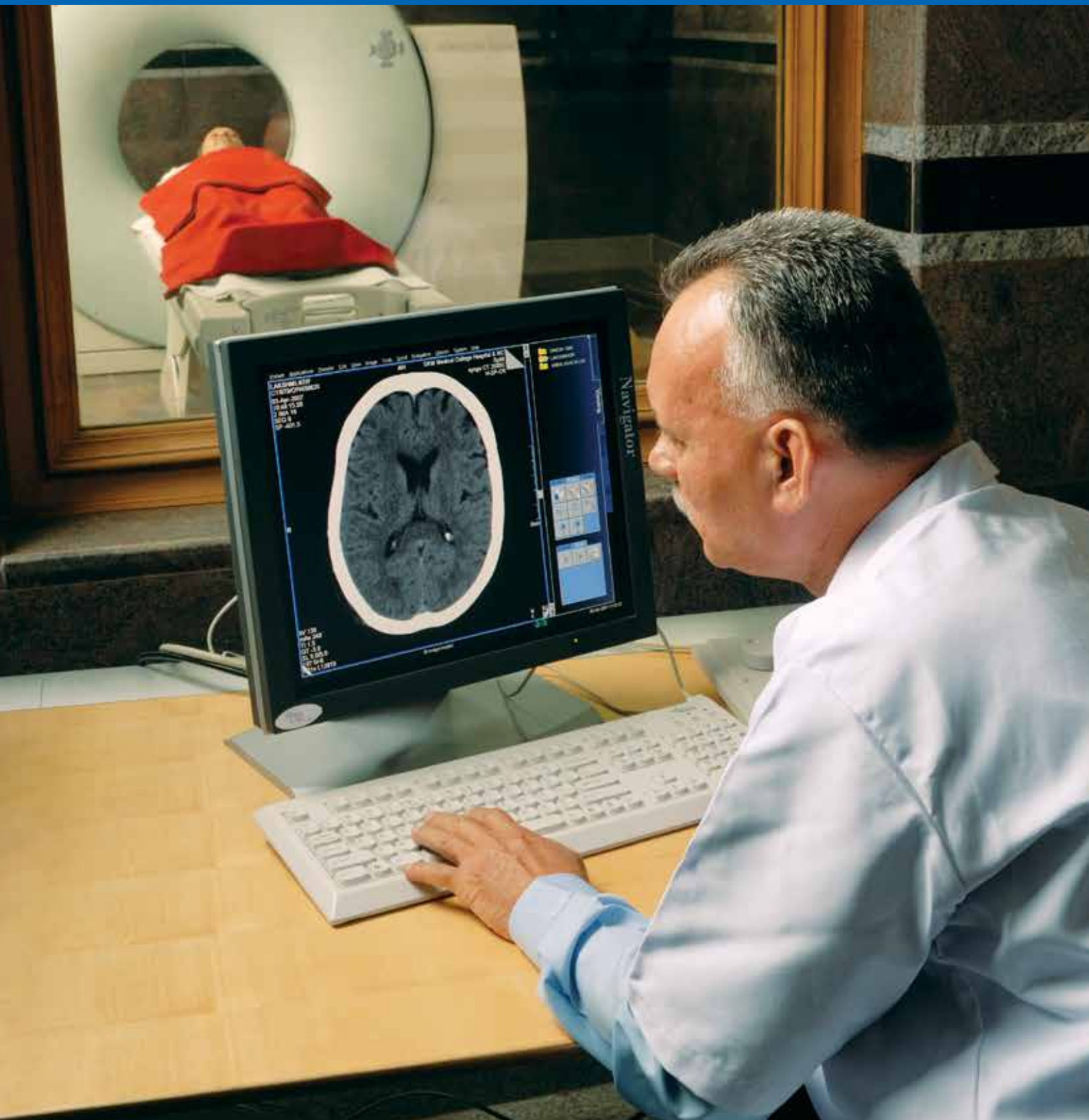
Out-patient Service

Our department is very popular with patients coming from 3 near-by districts to avail the expertise of the faculty. We also run 3 specialty clinics namely: Cardio-renal clinic, Diabetic nephro clinic and transplantation clinic

In-patient Service

The in-patient bed strength is 20. The bed occupancy is above 80% any time. The patients are cared for with compassion and all necessary procedures including renal biopsy is performed regularly.

Department of Neuro Surgery



The department of Neurosciences was started in SRM University in the year 2005, by His Excellency, The Governor of Tamil Nadu consisting of one Neurosurgeon and one Neurologist with two assistants. In the beginning only out-patient services and 24 hours trauma care services were available. In the year 2006, neurosurgical procedures were started.

In the year 2010, The department was separated into Neurology and Neurosurgery divisions to render better and efficient care to the patients, and to start MCh (Neuro- Surgery) and DM (Neurology) courses.

At present The department of Neurosurgery renders 24 hours trauma care services and continuous neurosurgical care for the patients along with 6 days out-patient services. The department is well equipped with latest facilities and is governed by experienced senior faculty and sophisticated instruments like operating microscopes, Strykers drill systemic C-Arm facilities, etc. We also have an excellent Radiology Department (Neuro-Radiography section) equipped with CT Scan, MRI Scan, Ultrasound Scans, X-ray facilities and angiogram facilities. The department is also recognized for super specialty M.Ch in Neurosurgery course.

Brain surgery

All cases of brain tumors, congenital lesions, vascular disorders along with functional neurosurgery for epilepsy are being carried out regularly.

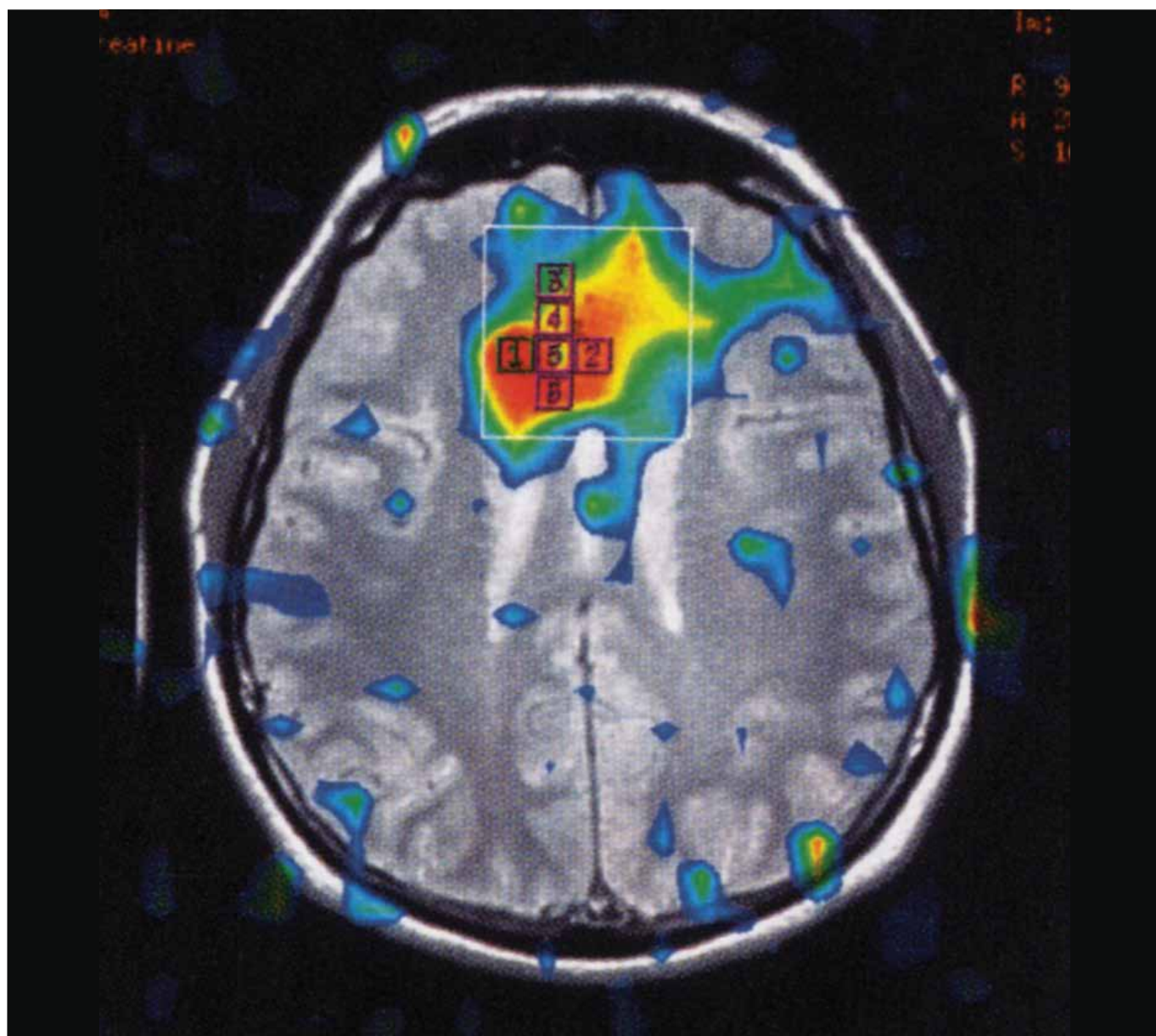
Spinal surgery

Spine surgical procedures for spinal cord tumors, congenital abnormalities, trauma, disc prolapse, spinal instrumentations are also being performed.

Neuro Intensive Care

We have a dedicated Intensive Care Unit for acute trauma and neurosurgical cases, equipped with the latest monitoring facilities and a 24-hour medical coverage by qualified and experienced duty doctors with Neuro ICU with separate special wards.

Academically, our Department takes active participation in teaching and CME Programmes and has presented papers in both international and national conferences.



Plastic and Reconstructive Surgery



Plastic surgery, better associated to cosmetic surgery by people at large, is intended to restore form and function of the individual. The specialty as such is not restricted to any anatomical or age boundary making the specialist Plastic Surgeon invisible to general public. Plastic surgery can give people their lives back, restoring appearance, functionality and mobility. The spectrum of diseases covered by a plastic surgeon is not bound to a single organ or system as in other specialties, but transcends the boundaries for the well being of the patient.

We are a team of plastic surgeons with a mix of experience and energy to provide excellent plastic, reconstructive and aesthetic surgery services to the society.

The department was started in 2005, with faculty who are experts in this field.

The department has gradually grown in size both in number of faculties and clinical cases.

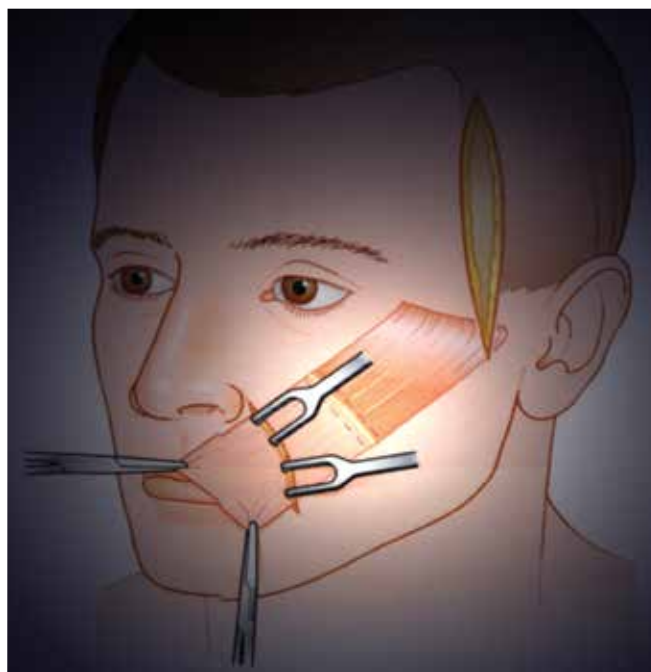
The following are the broad types of cases managed by The department.

1. General plastic surgery the construction
2. Congenital Anomalies Correction
3. Hand injuries
4. Cosmetic surgery
5. Burn reconstructive surgery
6. Wound management

Super Speciality Courses:

M.ch Plastic and Reconstructive Surgery is being offered.

CLEFT LIP AND POST CANCRUM ORIS DEFECT RECONSTRUCTION



Urology



The surgical aspects of diseases of urinary tract are dealt by the Urology Department. A dedicated modular twin OT is utilized for all Endoscopic, Laparoscopic and open procedures.

The Urology Department has facilities for most of the urology surgical procedures.

Clinical facilities: Variety of Urological conditions like stone diseases, urological malignancies, benign prostatic hyperplasia, genito urinary tract infections, trauma, male infertility, male sexual problems and female urological problems are treated regularly.

Individual attention is given to students and they are exposed to Major Open Surgeries, Endo urological procedures include TURP, URS, OIU and PCNL.

The ESWL facility is available for lithotripsy.

A renal transplant programme involving both Cadaveric and live related transplantation is being done in Urology department.

- Urodynamics and LASER are available in Urology department
- Flexible Ureteroscope, HD scopes and Paediatric scopes are recent additions in Urology armamentarium

As a milestone SRM Urology Department and MUS are planning to conduct "TAPASUCON"

Individual attention is given to students and they are exposed to endourological surgeries, major open surgeries and Endourological procedures including TUR (P), URS, OIV and PCNL. The ESWL facility is available for lithotripsy. Laparoscopic surgeries and major open surgical procedures are also conducted. Soon, a renal transplant programme involving both cadaveric and liver related transplantation will be started. A superspeciality course in urology is to be started shortly as well.

The department has also planned to get Urodynamics and Laser. The Nephrology department has full support for managing Renal Failure Patients. The department offers super specialty M.Ch in Urology.

Research

Both students and faculty are encouraged to study every aspect of urology. Since stone disorders have become a common occurrence, The department is conducting an epidemiological study and other research projects on stone diseases.

College of Dentistry



- Conservative Dentistry and Endodontics
- Oral Pathology, Microbiology & Forensic Odontology
- Oral and Maxillofacial Surgery
- Orthodontics & Dento Facial Orthopaedics
- Periodontics
- Prosthodontics and Crown and Bridge
- Paedodontics and Preventive Dentistry
- Oral Medicine and Radiology
- Public Health Dentistry





Introduction

The college has the honour of being one of the premier institutions in Chennai. SRM Dental College was started in the year 1996-97 with an annual intake of 100 students. SRM Dental College has been accredited A grade by the NAAC and has been rated by Outlook magazine as the best dental college in Tamil Nadu for the past seven years.

Growth since its inception

In 2002, SRM Dental College was declared as a Deemed University under the ambit of SRM Institute of Science and Technology by the Ministry of Human Resource Development and the University Grant Commission, Govt. of India. SRM Dental College has an infrastructure of around 3 lakh square feet of building and laboratories that cater to all the needs of aspiring students as per Dental Council norms.

Postgraduate programme

The postgraduate MDS programme started in the year 2005 with six specialties namely, Orthodontia, Prosthodontia, Oral Surgery, Conservative Dentistry, Periodontia and Oral Pathology with a total of 29 seats. MDS seats were enhanced in the year 2009 to 45 seats. Later in the year 2011, three new specialties which namely Public Health Dentistry, Pedodontia and Oral Medicine were added to the six existing specialties making the total seat intake to 54 seats.

PhD programme

Candidates who have a flair for research are encouraged to enrol for Ph.D. programme in SRM Dental College. The programme is taken up either as full time or part time. All Ph.D. candidates are required to work under the guidance of a recognized guide registered from the University. The duration of the programme for the fulltime Ph.D. student shall be a minimum of three to a maximum of five years and minimum of four years to a maximum of six years for a part time candidate.

Infrastructure

SRM Dental College has around three blocks ranging to more than three lakh square feet in area. The buildings are well designed to accommodate clinical outpatient departments catering to the patients needs. Ramps and lifts are provided in each building for ease of movement for the patients. The college also has a pharmacy for patients requirements. The entire institution is air-conditioned to add on to the comfort of the patients.

Facilities for academic activities like smart classrooms with high-end audio visual aids make learning an interesting experience. air-conditioned auditorium is used to conduct clinical society meetings and workshops.

Spacious staff rooms, separate common room for boys and girls with locker facilities are available. Separate boys and girls hostels with all amenities have been at the service of students from the start of the institution. Spacious two wheeler and four wheeler parking facility is present in the campus. Multi-cuisine canteen facilities satisfy the gastronomic needs to its fullest. A fleet of buses are available to transport students from various parts of Chennai city and the outskirts. The campus also has a bank extension counter with an ATM.

Library

The library is housed in an area of 13,567 square feet. It has a huge collection of books which includes 7526 volumes of books consisting of 3976 titles, handbooks & 100 encyclopedias, 1506 back volumes of journals, 145 journals (91 International, 18 National & 36 online). The library is open from 8 am - 10 pm except on national holidays.

Faculty

The institution has experienced faculty members. There are about 149 teaching faculty with 103 of them having postgraduate qualifications. The adequacy of staff members is more, hence leading to a healthy staff and student ratio of 1:5.

Research

The research strategy of SRM Dental College involves all major areas of dentistry. Faculty and students are actively involved in research. The college provides a creative, innovative, research ambience to help bring out the best from the researchers. The research activities work in a proactive manner to lay a foundation for work in a particular area. Our institution is the most sought after for research activities. Postgraduate students and staff members from other institutions carry out their research projects in our institution.

Journal

Our institution has its own journal titled 'SRM Journal of Research in Dental Sciences' which is a peer reviewed journal published quarterly and it aims to create a platform for researchers to publish their findings. We ought to serve the research community by being a base where knowledge can be shared.

Department of
Conservative Dentistry
and Endodontics



The department of Conservative Dentistry and Endodontics has always been one of the pillars in strengthening the institution's academic credibility and research activities for betterment of the society. We aim to positively impact future dental care in the state and all over India, with students from all over the country getting trained in our institution. The department has excellent infrastructural facilities including state-of-the-art equipment, modern laboratories, library, internet facilities and other general amenities. The department holds great promise to expand applications in the latest technology, benefiting the common man and enriching the quality of life.

The department follows a progressive curriculum focused on acquiring and retaining critical theoretical knowledge, honed practical skills and applied scientific temper. Our graduates are future-ready professionals, trained for practicing ethical, effective evidence based dental care. The department's acclaimed evaluation system is designed to be fully objective, sensitive to students' performances and making life stress-free. The department is successfully conducting many national and international conferences and continuing dental education programmes regularly for the betterment of undergraduates, postgraduates and faculty. The students are encouraged and trained to present papers and posters in conferences; our department boasts of maximum number of awards (best paper / best poster) won in most events.

The department houses the undergraduate and postgraduate clinics and is ably assisted by competent postgraduate and undergraduate teachers.

Undergraduate programme

The first year BDS students are taught extensively on dental materials and their clinical applications. In the second year, BDS students are trained to perform various preclinical exercises in plaster models, typodont in phantom head models and natural teeth. This preclinical

training hones them for better clinical skills to treat the patients in the following clinical years of the course. The clinical training starts from the third year where students are encouraged to diagnose and perform simple restorative treatments on patients. In the final year of Dentistry, students are advocated to perform complex restorations and anterior root canal treatments. Regular chair side viva-voces are also conducted to enable the students to answer boldly and confidently in clinical examinations. Regular theory classes, tests, seminars and discussions enable the students to perform well in theory examinations as well. The internship programme further encourages the students to train in all aspects of clinical practice and patient management.

Postgraduate programme

The postgraduate department is set at international standards. The first six months are devoted for an elaborate preclinical training in an exclusive preclinical setup. Students are then exposed to clinical practice and encouraged to handle all kinds of restorative and endodontic cases. Further, as part of postgraduate curriculum, students are encouraged to attend various national and international forums. The projects done by our students are a class apart that they have been selected for funding by Department of Science and Technology. The institution has set a benchmark by becoming one of the first institutions in India to give operative and endodontic training with the help of endodontic microscopes and lasers. At the end of this course, postgraduate students come out with flying colours, with pride and a greater level of confidence. They are well placed in other institutions, private practices and overseas, mainly by virtue of being an SRM Dental College Endodontist!



Department of Oral Pathology, Microbiology & Forensic Odontology



The department of Oral Pathology started in the year 1996 endeavours to impart the basis and understanding of stomatognathic diseases. It also serves as the core for research activities in the institution.

Role In Academics:

Undergraduate programme

First BDS

The department plays an important role in introducing the foundation of dentistry to the undergraduate students as they enter the BDS degree course. The subject Oral Histology imparts the basic microscopic architecture and understanding of the normal features of the oral and para oral structures, while tooth morphology enables the students to appreciate the anatomy of each tooth. In addition to these core subjects, oral anatomy and oral physiology are also taught to the students.

Third BDS

After attaining an understanding of the normal oral anatomy, histology and physiology, in the third year, the students are taught about the various pathological states and diseases of the oral cavity. Emphasis is also given on oral aspects of other systemic diseases.

The subject of oral pathology is relatively tough to handle by an undergraduate student due its vast list of diseases and their features. Care is taken that the subject is made simple enough for the student to understand it in a better way. Clinico pathologic correlations are emphasized to make the subject interesting. Practical sessions involve learning microscopic appearances of oral diseases. Every session begins with microscopic slides displayed on a large screen with the help of a LCD projector and latter focussed on individual microscopes with schematic charts placed close to the microscope. In addition to this, students are also shown how to identify clinical cases.

Postgraduate programme

The postgraduate programme Microbiology and has extended to include Forensic Odontology in its curriculum. The postgraduate students' training includes an exhaustive and comprehensive study of Oral Pathology detailed with clinical correlations and insightful study of the pathogenesis of the diseases. The students also master the subjects of Oral Histology, Tooth Morphology and Clinical Haematology. They are also trained in immunology and molecular biology to achieve a cutting edge when compared with their peers from other institutions. Advanced teaching aides like multi-headed five student viewer microscope, digital camera, software for image processing and analyzing, polarizing kit, darkfield attachment, an assortment of audiovisual equipments, digital camera attachment, slide projector, overhead projector with screen, LCD projector and television are also available to aid the students in all their academic pursuits.

Role in Rresearch

The department has a fully equipped molecular biology and immunohistochemistry lab. The molecular biology lab is equipped with state-of-the-art equipment like Mastercycler for PCR, Gel Documentation System, - 800 deep freezer refrigerator, cooling centrifuge, bio photometer, ELISA reader and washer, Cryostat, Laminar

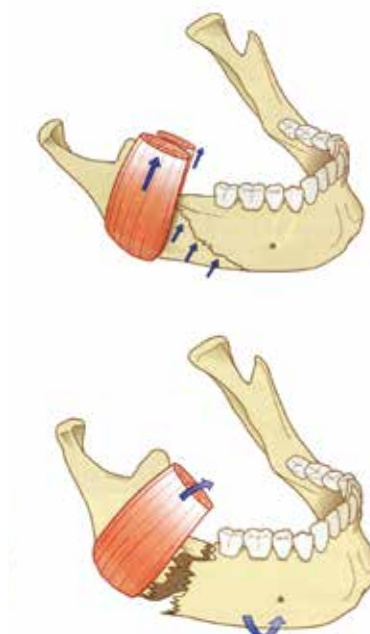
Air Flow, pH meter, digital balance and Colony counter.

Research is given utmost importance in the postgraduate curriculum unlike other institutions. Every postgraduate student does a minimum of two research projects during their course. The research areas of our department include proteomics, cytology, genomics, microbiology, cell culture & stem cells, innovations in terms of material biology, structural biology (teeth and related structures) and developmental biology. Our department is the most sought after for research activities in the institution. Postgraduate students and staff members from other specialities carry out their research projects in our laboratory.

Oral Cancer Research Center

This research centre is a part of The department of oral and maxillofacial pathology. Squamous cell carcinoma (SCC) of the head and neck, including the oral cavity and oropharynx, is the sixth most common cancer worldwide. Despite recent advances in surgery, radiation, and chemotherapy, the prognosis for head and neck cancer remains dismal, especially if malignant tumors are not diagnosed during the early stages of the disease. Several cellular and molecular events that underlie the occurrence and progression of head and neck SCC, however, are gradually unfolding. Our center aims in identifying methods for early diagnosis and monitoring the progress of the disease during treatment. In order to achieve this objective, our project on-estimation of serological and salivary bio markers in patients with oral Premalignant lesions and conditions and oral squamous cell carcinoma is being actively pursued. In addition to the research activities, the center maintains the database of the oral squamous cell carcinoma cases who have reported to our institution since its inception.

As a part of a social awareness initiative, the oral cancer research centre spreads oral cancer awareness to rural areas. Awareness camp for identifying tobacco associated lesions and anti-tobacco campaigns was recently held at Port Blair, Andaman and Nicobar islands



Department of
Oral and
Maxillofacial Surgery



The goal of the Oral & Maxillofacial Surgery residency programme is to provide advanced education to highly qualified graduate dentists who are interested in a career of specialized practice, teaching and research.

Oral & Maxillofacial Surgery is a branch that deals with the art of diagnosis and treatment of various diseases, pathologies and defects involving the oral and facial region. This specialty has evolved through the ages and presently the Oral & Maxillofacial Surgeon deals with the various craniofacial pathologies in a multi disciplinary environment.

The department provides cutting edge superspeciality units, trauma care, head and neck oncology, cosmetic orthognathic surgeries, maxillofacial reconstruction procedures and cleft and craniofacial rehabilitation. This speciality works closely with all other branches of dentistry, general pathology, plastic surgery, ENT and others.

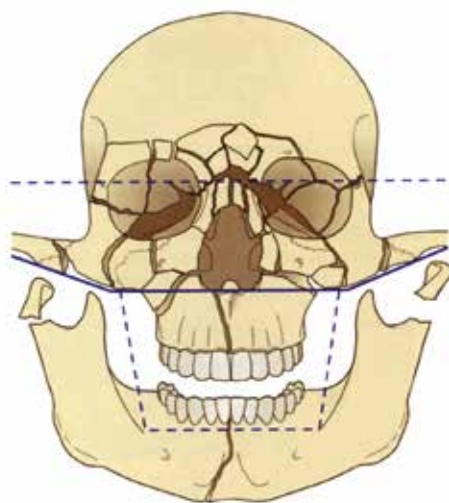
The department has a built-up area of 10,000 square feet which is subdivided into UG clinic, PG clinic, Minor OT, recovery room, PG seminar room, department library and staff room. The department of Oral & Maxillofacial Surgery at the SRM Dental College, Chennai, offers a three-year postgraduate programme leading to a Masters degree awarded by the SRM Deemed University, Chennai. This programme is approved and accredited by the Dental Council of India and eight students are admitted every year for the PG programme.

The section of Oral & Maxillofacial Surgery has a varied scope. The postgraduate programme beginning with complicated extraction goes on to involve outpatient department cases as well as patients in the wards and operation theatres. They are trained to handle all Minor & Major maxillofacial patients. Along with this, various research projects to train the students in research methodology are allotted to the students.


20 beds are provided for Oral & Maxillofacial Surgery department at the SRM General Hospital. A separate High Tech Operation Theatre has been provided and all the weekdays are operating days with an exclusive full time anesthetist for The department.

Under the guidance of an experienced faculty team, students will be able to master the surgical techniques that will enable them to practice this art of science, as well as acquire a keen sense of self learning. Students are encouraged to present papers and posters in national and international conference. Students are encouraged to discuss their interests and needs and an effort will be made to tailor the programme to meet such needs.

Students will be trained in Oncology at the prestigious Adyar Cancer Institute and Cleft and Craniofacial abnormalities at Meenakshi Mission, Madurai.



Department of
Orthodontics and
Dentofacial Orthopedics



The department of Orthodontics and Dentofacial Orthopedics is striving for academics, clinical and research excellence with the vision of training the students to world class standards.

Faculty

The department is efficiently supported by dedicated faculty team which provides necessary guidance and encouragement to students to deliver quality treatment to the patients.

Infrastructure and laboratory facilities

The department has undergraduate clinic and postgraduate clinic on two floors. The undergraduate and postgraduate clinics are fully air-conditioned and have well equipped electronics chairs with individual suction and micromotor. The postgraduate laboratory has state-of-the-art equipment that includes the biostar, hydrosolder, etc. The department has an exclusive seminar hall to seat fifty people and includes facilities like LCD, slide and overhead projector.

The department handles all the state-of-the-art inventions. Their specialization is mini-implant supported anchorage and surgical orthodontic cases for which The department has received accolades and recognition all over the country.

Outpatient flow

The Clinical OP has a good inflow of patients who are treated using removable, functional, fixed appliances and clear aligners. In the fixed appliances The department handles regular preadjusted edgewise appliance, self ligating system, lingual orthodontics, esthetic appliances, etc.

Library

The department library is stocked with the necessary undergraduate and postgraduate books with adequate number of copies. The department subscribes to many international orthodontic journals and also has online support for the back issues of six major international journals.

Department of Periodontics



The department of Periodontics provides students a thorough knowledge of periodontal tissues, teaching students to understand periodontal diseases, and enabling them to prevent it at early stages and master the advanced treatment modalities. Our objective is to educate them to perform proficiently the specialty of Periodontics, be critical thinkers and stay lifelong learners. We strive to expand their knowledge and broaden their professional judgment to include long term management of the periodontal patient. The curriculum is patterned in a manner that students have access to the current trends and advances in periodontics. We also provide the most up to date clinical training in all aspects of periodontics and surgical implant dentistry to undergraduate and postgraduate students.

Infrastructure and facilities

The department is spread over two floors with separate clinics for the undergraduate and postgraduate sections. The postgraduate section has a spacious surgical clinic with separate implant and laser clinics. All dental chairs in the surgical section are attached with ultrasonic surgical scalers and we have designated areas for patient counseling and audio visual patient education tools. The department boasts of a well stocked library with relevant current books being published. The department also has a seminar hall with multimedia facilities for student sessions. Advanced surgical equipment like sinus augmentation kits, microsurgical unit, peizosurgical unit, digital centrifuge machine for regenerative procedures, laser unit, digital intra oral radiographs (RVG) and diverse implant surgical kits are the additional highlights of The department. The faculty are a set of dedicated and trained doctors who aim to guide the undergraduate and postgraduate students with a thorough understanding of periodontal diseases, their diagnosis and treatment as well as benevolent patient care.

Curriculum

Programmes in The department of periodontics are designed to meet the formal educational requirements of the Dental Council of India (DCI) and faculty members use demonstrations to instruct students. Theory sessions are enhanced with audio visual aids. The undergraduate programme is structured over a five year period. The clinical training imparted is module based and this progresses throughout till their internship. The students are trained in screening, diagnosing and treating patients who attend the outpatient department, with a strong emphasis on mastering non-surgical periodontal treatment, while treating mild to moderate periodontal disease. Undergraduate students are also introduced to surgical periodontal procedures by observing and assisting as procedures are being performed.

The postgraduate programme extends over a three year period. The curriculum aims at laying a strong foundation on applied basic sciences and mastering diagnostic and instrumentation skills. Students receive training in most of the clinical procedures including latest advancements. Students perform soft and hard tissue reconstructive surgeries; laser assisted procedures, periodontics plastic surgeries as well as implants. The programme consists of mandated journal clubs and seminar presentations. Postgraduates receive credit points for their work done, and their progress is continually monitored – indicating the credibility of the postgraduate programme. A dissertation has to be performed as a partial fulfillment of their curriculum. We also encourage students to participate and make presentations in various national, international and state conferences and workshops. The postgraduate and undergraduate students have won prizes for their presentations in various national and international conferences. The department also organizes CDE programmes independently or in collaboration with various national and international organizations (ICOI, ISP and ISOI) with an aim to enrich students and faculty with the latest developments in the field of periodontics.

Research

Research is a significant activity with faculty and students actively involved in research work. The department's core areas of research include identification of bio markers of periodontal disease, genetic polymorphisms and risk factors in periodontal disease. Research in advances in surgical procedures like minimally invasive surgical techniques, root coverage techniques, microsurgery, lasers, implant site preparation like ridge augmentation and sinus grafting are also in progress.

Department of Prosthodontics and Crown and Bridge



The department deals with restoration of lost oral and dental associated structures using life like artificial substitutes to recreate lost function, aesthetics and other parts of orofacial region.

Academics

The department educates the pre-doctoral and postgraduate students to be competent in treatment and management of patients in comprehensive diagnosis, treatment plan and sequence of treatment in general prosthodontics.

Training programme

Undergraduate

The first two years of undergraduate training includes training the students in the basic material science and laboratory procedures required for patient management in the clinical training years. Students are trained both clinically and theoretically in methods of replacement of teeth and associated structures.

Postgraduate

The department offers a postgraduate training programme (MDS) of three years, approved by the Dental Council of India. The programme is designed to prepare the students for a career in teaching and research also for advanced and extensive training in the rehabilitation of completely edentulous or partially edentulous and maxillofacial patients with conventional modalities as well as implant support prosthesis. The postgraduate programme includes extensive clinical and laboratory phases of Prosthodontics in training area of fixed, removable partial dentures, complete dentures maxillofacial prosthetics and implant Prosthodontics.

Clinics and laboratories

The department consists of undergraduate and postgraduate clinics and an advanced prosthetic laboratory. The department is equipped with electrically operated dental chairs for clinical use. A separate implant clinical area with all equipment for successful training in implant dentistry is also provided.

The pre-clinical phantom head laboratory has facilities to train basic crown and bridge prosthodontics. A separate laboratory for metal casting procedures with latest equipment used for crown and bridge prosthesis and cast removable partial denture prosthesis is available in The department.

Community services

The department in collaboration with The department of community dentistry provides free denture programmes for poor and handicapped patients.

Other academic activities

In addition to the regular academic programmes, students are encouraged to attend various international, national and state level conferences, symposiums and workshops. Over the years, our students have won various accolades and awards in various journals and scientific publications.



Paedodontics & Preventive Dentistry



The department of Paedodontics and Preventive Dentistry focuses on pediatric/adolescent growth and development, disease prevention, child psychology and behaviour management, and all aspects of the highly-specialized pediatric restorative techniques and modalities along with treatment of children with special healthcare needs.

The department is of the positive belief that "every child has a fundamental right to total oral health" and strives towards attaining this goal.

Goal of the department

Upon completion of this course the students will be able to:

1. Identify and differentiate between normal and abnormal somatic dento-facial and psychological growth and development
2. Understand child behaviour and anxiety and be able to communicate and manage children showing apprehension and moderately disruptive behaviour using behavioural and pharmacotherapeutic techniques
3. Develop an accurate database from child and parent information and formulate an accurate diagnosis
4. Diagnose and plan appropriate therapy for common oral health problems in children
5. Provide treatment for mental, physical and emotionally handicapped children and also for the medically compromised patients
6. Recognize and manage medical emergencies commonly encountered in children and adolescents undergoing treatment
7. Develop a preventive programme for an individual patient
8. Make appropriate referrals

Curriculum

Undergraduate students are thoroughly trained in comprehensive preventive and therapeutic procedures for all the dental problems commonly encountered in children. They routinely carry out restorative procedures, topical fluoride application and minor surgical procedures. Students are also taught the importance of prevention with significance being placed on various preventive strategies to reduce the incidence of dental diseases in children.

Third year undergraduate students are introduced to the morphology of natural teeth and to create exact replicas in wax. They have a clinical posting where they primarily learn to differentiate between the primary and permanent teeth and become familiarized with the treatment procedures. Project works are also given to improve their creativity in paediatric field. Final year undergraduate students have clinical exposure posting during which they treat a wide variety of patients of different ages using various behaviour modification techniques according to the age of the patient. They are given clinical topics and expected to do an extensive research in that area which they present as posters.

Postgraduate curriculum

The postgraduate training programme is of three years' duration starting first with preclinical exercises and learning about comprehensive examination of children and training in research methodology. The clinical training programme starts after 6 months with application of their skills and knowledge for comprehensive treatment of children. This programme is characteristically intensive and requires organization, dedication, focus and hard work from the postgraduates. Paediatric Dentistry Department has an established culture of active learning with relatively little didactic instructions. The media of teaching and learning include seminars, case discussions, journal clubs, table clinic, undergraduate teaching, laboratory simulation exercises, clinical work, workshops and conferences.

Apart from regular out-patient consultation The department also conducts school dental health camps and various other programmes for the care and treatment of children's teeth like sedation dentistry, hospital based dentistry for special children and sports dentistry.



Oral Medicine and Radiology



Dentistry has grown in size from the time of its induction and Oral Medicine too has leapt forward with great strides. The department of Oral Medicine and Radiology has been the base of dentistry making the very first impression in the patient's minds as they are received, diagnosed, managed non-invasively and referred to the various departments.

As the college is located within the heart of the city, it is in rhythm with the pulse of the patients. The department caters to the dental woes of 120 patients on an average per day while The department's teaching and non-teaching staff is on the toes more during the peak periods.

The college also provides a very conducive environment for study with centrally air-conditioned departments, latest equipment and a huge voluminous library. The department trains the undergraduate students in all the vocations through a period of 5 years with 100 students per year. Postgraduate courses are available in 9 fields with rigorous mentorship and overall development in all the spheres.

The department boasts of having a spacious comfortable reception,

medical records with the state-of-the-art equipment including digital RVG, digital OPG and cephalogram units and a library to tend to the voracious readers. Research activities are encouraged and oriented towards cancer and precancerous patients to bring about a radical change in the society.

Department of
Public Health
Dentistry



Health Sciences

- College of Nursing
- College of Physiotherapy
- College of Occupational Therapy

- College of Pharmacy
- School of Public Health

Dental Public Health is a clinical specialty of dentistry. Dental public health is involved in the assessment of dental health needs and improving the dental health of populations rather than individuals. Public health dentistry, dental specialty concerned primarily with prevention of dental decay, periodontal disease, oral cancer and malocclusion.

The department energetically takes care of the following

The department follows the standards set by the Dental Council of India both for the undergraduate and the postgraduate curriculum. Period test and viva voce are conducted for the benefit of the students. The department boasts of 90% pass every year. As laid by the Dental Council of India, the undergraduate student conducts survey / topic specific project / research work depending upon their area of interest. The survey or the project work is mainly aimed at improving the oral health of the population hence the target areas are mostly aimed at schools, old age homes, factories and or phages. Basic treatments like oral prophylaxis, restoration and extraction are done free of cost. Health education is given at large to all masses which has a greater impact on prevention of oral diseases. The department also carries dental screening and treatments camps based upon request from third parties or nodal government agencies. The department honours more than 60 camps yearly.

Field visits

Practical learning is the best learning. In order to make the students understand the theory better we take them to field visits like water treatment plant, sewage treatment plant, milk dairy, primary health centre, and National Institute of Epidemiology.

Facilities

The department has a state-of-the-art mobile dental air-conditioned bus that has two inbuilt, fully functioning dental chairs with portable x-ray, audio visual aids and treatment instruments, and materials that help in reaching remote areas where there are a lot of unmet dental needs. The department also has a clinic that caters to a tobacco cessation programme. It is also well equipped to deal with school adoption programme. The department adopts one school per year and carries out dental treatments for the students of that school. The department has so far adopted 5 schools and treated more than 3000 members. The department is actively involved in conducting clinical and non clinical research at both undergraduate and postgraduate levels. The department has to its credit more than 25 paper publications by undergraduates, postgraduates and staff within a span of three years.

Link-ups

The student reach out to the community at large by the way of camps. They also get a clinical experience at the two fully equipped peripheral health centres which has a fully equipped clinical facility to cater to the general public. Overall holistic development is the aim of this department.

College of Nursing



A challenging profession, nursing is dedicated to the service of humanity. The college trains and prepares skillful nurses with a healing touch. The ability to understand and soothe are as important to a nurse's career as expertise in medical techniques and care. The teaching methods reflect this with interactivity and a stress on communicating with peers and faculty through discussions, symposia, seminars, panel discussions and debates. The sessions are made lively using multimedia projectors and other media to explain theory.

Continuing Nursing Education (CNE) programme gives students every opportunity to listen to experts and upgrade their knowledge. A dedicated and motivated team of faculty led by a highly qualified and experienced Head of the Institution facilitate necessary guidance and encouragement for effective functioning. The undergraduate and postgraduate students have separate faculty to give them individual attention. The postgraduate faculty members include experts in all the specializations, who keep themselves abreast of latest trends by attending and presenting papers in conferences and by publishing indexed journals.

Curriculum

The dynamic syllabus is reviewed annually by a board of studies and ratified by the University's Academic Council, as per Indian Nursing Council Regulations. Since 2005, the curriculum has followed the Revised Indian Nursing Syllabus, which has the latest inputs. This ensures students get a balance of sessions and activities that include social work for all-round development. The hospital gives hands on training while regular field visits keep students on their feet.

The undergraduate programme gives an understanding of health sciences with a strong foundation in the basic sciences. The syllabus is structured to teach Medical Surgical Nursing, Community Health Nursing, Paediatric Nursing, Psychiatric Nursing and Midwifery, English, Computer Science, Management, Education, Research and Biostatistics. The postgraduate programme gives additional skills in administrative and management areas, while allowing students to specialize in Medical, Surgical, Community Health, Paediatric Nursing, Obstetrics and Gynaecology and Psychiatric Nursing.

Recognition

The College has been reaccredited by NAAC and was graded A, an important milestone in offering quality education. It is recognized by the Indian Nursing Council (INC), which periodically inspects the college teaching facilities that are provided to students. The college has obtained recognition from The Tamil Nadu and Midwives Council. The University Grants Commission (UGC) has also recognized the college, an important achievement that paves the way for research funding.

Laboratories and facilities

Nursing students are given good facilities in all the laboratories. Fundamental laboratory, Maternity and Child Health Laboratory, Community Health Nursing Laboratory, Nutrition Laboratory, Computer Laboratory and Basic Science Laboratories are placed at their disposal. A Student Nurses Association with both state and national membership takes care of the needs of the students. Besides the vast resources of the Central Library and the digital network, students also have access to The department library, which has specialized titles, journals and periodicals. The library also has internet access with accessibility to various e-journals to keep the students abreast of various advancements in the field of Nursing.

Nursing alliances

Besides training at SRM University's General Hospital, students can also intern at a number of allied hospitals including, Kanchi Kamakotti Child Trust Hospital at Nungambakkam, Institute of Mental Health at Kilpauk and Kundrathur PHC for MCH.

Research

The postgraduate students are encouraged to undertake research and interventional studies. The Ph.D programme commenced from the year 2008 onwards.

Community outreach programmes

The nursing students are active in the community health centre at Maraimalai Nagar and Mamandur. Regular immunization days, maternity and child care as well as treatment of minor ailments and referral services are carried out. Students actively participate in Malaria and Filarial eradication, Tuberculosis control and Pulse polio programmes conducted by national organizations. They also link up with social service organizations, like Lion's Club and Rotary Club to spread awareness and aid through eye, dental and blood donation camps.

Alumni association

Alumni of SRM College of Nursing have a regular reunion annually. Many of the institute's alumni are well placed in hospitals and healthcare centers in India, as well as in the UK, USA and the middle east.



College of Physiotherapy



About the department

SRM College of Physiotherapy prepares the student community in their professional discipline with an emphasis on moral values and service in order to develop competent graduates, who demonstrate concern for human health, provides comprehensive personal instructions, engages in basic and clinical research and participates in community and professional services.

SRM College of Physiotherapy was started in the year 1993 with Undergraduate program, and in the year 1999 a Postgraduate program was started with affiliation to The Tamil Nadu Dr. M.G.R. Medical University, Chennai. In the year 2004, the college was brought under the ambit of SRM University. The College currently offers Bachelor of Physiotherapy, Master of Physiotherapy and Ph.D programs affiliated to SRM University which is located in an extensive and beautiful SRM University campus at Kattankulathur. The College is headed by a Dean and qualified faculty members who cater to quality education in the field of Physiotherapy. So far, 19 batches of BPT and 16 batches of MPT students have passed out.

The College has good infrastructure facilities including various laboratories, like Exercise therapy lab, Electrotherapy lab, Massage and Manipulation lab, Biomechanics lab, Community Physiotherapy lab and Post Graduate Research lab with upgraded equipment to provide hands on training and research activities to the students.

The College of Physiotherapy has an experienced faculty team that is specialized in all electives. Emphasis on interactive learning ensures that every student gains interest in all aspects of Physiotherapy and participates wholeheartedly in the theoretical and clinical sessions.

Adequate numbers of air conditioned buses are available to collect students from various areas of Chennai city and its outskirts to reach the College campus. In-campus hostel facility for boys and girls is available for need students.

Comprehensive medical care is provided by the 1200 bedded SRM Medical College Hospital for the students.

Teaching methodology

The teaching sessions will involve a balance of clinical training, bedside clinics, clinical meetings, journal clubs, clinical case studies and project work, as well as active Community Based Rehabilitation. Students will also find welcome exposure through Guest Lectures, Panel Discussions, Symposiums, Seminars and Workshops for hands on training throughout the year.

The students are intended to learn experiments with new approaches, challenges, existing knowledge boundaries and design novel solutions to various critical problems through logical, analytical and critical thinking. The students are trained to demonstrate professional and ethical behaviour appropriate to the standard expected for a Physiotherapy Graduate. They are encouraged to engage in activities that contribute to the betterment of society and behave ethically and responsibly in a social environment.

Curriculum

The Undergraduate program, Bachelor of Physiotherapy (B.P.T.) introduces students to several fundamental areas of knowledge and skills in Physiotherapy techniques. It is designed to inculcate a love for the subject and groom a student into developing an attitude that is essential for the practice of physiotherapy and proper treatment.

The Master of Physiotherapy (M.P.T.) program explores the field of Physiotherapy in depth, giving equal importance to application and research. The program instructs students in the application of advanced clinical sciences in problem solving, designing, implementing and monitoring appropriate therapeutic interventions. Students undertake individual research projects and are taught to apply scientific principles to the concepts of body structure and function, activity limitation and participation restriction.

Courses offered

Bachelor of Physiotherapy (B.P.T.) (Yearly pattern)

Duration: 4 year course with 6 months of Compulsory Rotatory Internship.

Eligibility: 60% marks in HSC / +2 with Physics, Chemistry and Biology as main subjects.

Master of Physiotherapy (M.P.T.) (Yearly pattern)

Electives

M.P.T. in Orthopaedics

M.P.T. Neurology

M.P.T. in Cardio-Pulmonary Sciences

M.P.T. in Pediatrics

M.P.T. in Biomechanics

M.P.T. in Hand Rehabilitation

M.P.T. in Sports Physiotherapy

M.P.T. in Obstetrics and Gynaecology

M.P.T. in Community Rehabilitation

Eligibility: **Bachelor of Physiotherapy (B.P.T.)**

Duration: 2 years

Ph.D. in Physiotherapy

As per the Ph.D. Regulations of SRM University

Membership Details

The Institution is recognized by The Indian Association of Physiotherapists (IAP)

Research

Faculty Members and Students are encouraged to involve in research activities and have presented paper in National and International Conferences and won best paper awards. Students have done around 500 Undergraduate and Postgraduate research projects under the guidance of the faculty members. SRM University provides funds for innovative research projects of faculty members and students. Faculty members and students involve actively in research publication in reputed journals.

Memorandum of Understanding

- MoU with **KEELE University, United Kingdom**, for Student and Faculty Abroad Program.
- MoU with **La Trobe University, Australia**, for Student and Faculty Abroad Program and to utilize the expertise to establish a **Gait Lab** at SRM.
- MoU with **National Institute for Empowerment of Persons with Multiple Disabilities (NIEPMD), Muttukadu, Chennai**, to provide Physiotherapy service to differently abled persons in the Community and for mutual facilitation of Research.

Outreach Clinical Services

The College has tie-ups to provide free Physiotherapy Care and Rehabilitation Service at:

1. **Maithree** – A Special School for Spastic Children, Tambaram, Chennai, run by parents of the children.
2. **Duchenne Muscular Dystrophy (DMD) Centre**, Nungambakkam, run by Corporation of Chennai.

Extension Activities

Extension activities serve a fundamental purpose in learning Physiotherapy. Bringing students close to real people will sensitize them through health awareness and community development programs and social work camps in nearby villages. Faculty members and students are encouraged to actively participate in blood donation camps, welfare programs of the blind and differently abled children.



Placement

Exclusive placement cell functions to provide placement to Undergraduate and Postgraduate students appropriately. Physiotherapists can practice individually or work as part of a group in rehabilitation centres, special schools, educational institutions, geriatric centres, corporate sectors, sports management, nursing homes, hospitals, clinics and even fitness clubs. In the sports arena too, Physios are gaining importance. Nearly 50% of the college's outgoing students are admitted by universities abroad to pursue their higher education.

Highlights

- Accredited by Ceylon Medical College Council (CMCC), Sri Lanka
- Accredited with **'A' grade in the year 2012 by NAAC**
- Ranked number one Physiotherapy College in India by **TSI – ICMR Survey, June 2010**
- Only Physiotherapy College to offer **9 electives in Postgraduation**
- Only Physiotherapy College to offer **Biomechanics elective** in Postgraduation
- First Physiotherapy College in India to establish **Student Abroad Programme**
- 3 batches of students from Keele University, U.K., and 1 batch of students from La Trobe University, Australia, have visited for clinical placement
- Ph.D. guidance by KEELE University, U.K., from the academic year 2012 – 13
- **International Seminar on Clinical Perspective in Physiotherapy** in the year 2011
- **SIRPAM 2007, A National Level Conference & SIRPAM 2004**, South Indian Regional Physiotherapy Conference organized by the sincere efforts of the Dean, staff and students of the Physiotherapy Department
- Official Physiotherapy team for **CHENNAI MARATHON 2008 & 2009**, 21st National Junior Athletic Championship, Bank Olympiad, Mini Olympics, etc., and all SRM University Sports events
- Obesity Clinics, TBCD Camps, Antenatal Classes, Breast feeding Classes are regularly organized in Physiotherapy Outpatient Department, SRM Medical College Hospital and Research Centre, Kattankulathur
- Students and Faculty Members contribute regularly to the Indian Red Cross and Indian Blind Association every year

Infrastructure

Clinical training

Students will find clinical training an invaluable supplement to the theoretical sessions. The College has a full-fledged sophisticated Physiotherapy Outpatient Department in the 1200-bedded SRM Medical College Hospital which imparts clinical training to both Undergraduate and Postgraduate students. It enables them to apply advanced knowledge of clinical service in problem-solving and therapeutic interventions. Clinical training is also provided at various tie-up hospitals to impart training in specialized fields of Physiotherapy.

Laboratories

For those who have a passion for research, the College has the following laboratories equipped with the latest Physiotherapy instruments.

- Exercise therapy, Massage and Manipulation Laboratory with therapeutic exercise therapy gadgets.
- Electrotherapy laboratory with latest upgraded equipments.
- Biomechanics laboratory specially designed for studying the science of human movement.
- The Postgraduate Research laboratory possesses the latest equipments for the faculty members and students to pursue research activities like EMG, NCV, PFT, Treadmill, LASER, Pressure Biofeed Back, Respiratory Muscle Trainer, Pelvic Floor Muscle Exerciser, etc.

Library

For students who are looking for guidance and references, or simply for a casual read, the library provides the perfect environment. They will enjoy perusing the vast collection of books and multimedia, CDs. The library also subscribes to around 50 Indian and International journals. The library provides with free access to various weblinks like medline, datastarweb, ebescio, nature, science direct, springer link which opens up another world of information. Departmental Library contains a collection of completed Undergraduate and Postgraduate Dissertations for reference.

College of Occupational Therapy



Occupational Therapy is an area of medicine that steps beyond the 'prevention and cure' mantra to the maximal independence of the individual. It focuses on recuperation, giving confidence to people whose disability may be caused by a stroke, a mental illness, a physical and mental weariness because of cardiac or other illnesses or even a hereditary deficiency.

Occupational therapists must break through their patient's barriers and create a pathway for that person to return to normal life, at home and in the workplace. The therapist may design customized treatment programmes or design special equipment that allows the disabled person to adapt to his disability.

Occupational Therapy (OT) is a comparatively recent science, which has grown in popularity in the west. The demand for specialists is very high as people become more aware of the possibilities of science and how it can make a better way of life. As a student of OT you'll need to develop clinical skills and develop a flair for one-to-one communication. Towards this, the college has well-equipped clinics and learning aids for undergraduates and state-of-the-art research facilities for postgraduate students.

International recognition

The All India Occupational Therapists Association (AIOTA) as well as World Federation of Occupational Therapists (WFOT) recognize SRM's occupational therapy programme. These recognitions give a distinct advantage of being accepted at par in the world of medicine, which allows students to seek higher studies or employment abroad.

- The college has been accredited by National Accreditation Assessment Committee (NAAC)
- The University Grants Commission (UGC) has also ratified the course, which is vital for pursuing research projects
- The undergraduate course is recognized by the Academic Council of Occupational Therapy (ACOT)
- The undergraduate course is also validated individually by these recognized international boards
- American Occupational Therapist Association
- Council of Occupational Therapy Registration Board, Australia and New Zealand
- Health Professions Council, UK
- Department of Health and Children, Ireland
- Norway Board of Occupational Therapists

Curriculum

The course focuses on developing of both clinical and communication skills. Experienced faculty members maintain international standards using modern teaching aids. Students learn to assess and treat patients with physical and psychological disabilities.

Master of Occupational Therapy (M.O.T.) enriches students with not just clinical practice and theoretical knowledge, but by keeping in tune with recent advances in the field along with a systematic learning approach and application of research skills. The postgraduate course has core courses with many electives from which students can choose.

Faculty

The college has a dedicated team of faculty members who specialize in orthopaedics, neurosciences, pediatrics and mental health. They involve the students in discussions, making sessions lively and interesting. The healthy student-teacher ratio also means the faculty can devote more time to each student.

The teaching method is enriched by the use of various multimedia like charts, models, demonstrations, audio-visual presentations, group discussions, case conferences and seminars. The faculty members do not stop there. They constantly update themselves through contact with other universities. They also present papers during the Continuing Occupational Therapy Education Programmes.

Paediatric clinic

This clinic gives opportunities to work with children who have special needs. The clinic also conducts sports day and cultural programmes for disabled kids, bringing a smile to their faces. On an average, at least 100 children find treatment at this clinic every month for handicaps ranging through Cerebral Palsy, ADHD, Autism, Down's syndrome, learning disabilities, mental retardation, congenital anomalies, developmental disabilities and seizure disorders. The students are involved during ward rounds, case conferences, parental counseling and guidance, group therapy for children, and self-appraisal groups for parents.

Mental health clinic

This Clinic gives opportunities to work with patients who have emotional and psychological problems. This is normally a concern for people living with schizophrenia, depression, mania and substance abuse. Pre-vocational assessment and other standardized assessments are used to review the function capacity and higher cortical function. They also give simple vocational training to help the patients achieve independence.

Orthopaedics and neurology clinic

This unit equips you with the use of assistive technology, home modification techniques and other adjuncts to OT practice. Standardized assessment tools are used to review functional abilities, activities of daily living, hand function and higher cortical function. This is normally a concern for people living with lower back pain, fractures, osteoarthritis, rheumatoid arthritis, peri-arthritis and neurological problems like stroke, head injury, as well as general medical problems like diabetes and obesity.

Community based rehabilitation clinic

The community based rehabilitation clinic conducts awareness and rehabilitation camps. This clinic brings students close to the community and improves their ability to communicate. Once the disability is identified, patients and their caregivers are given psychological support. They are also given simple exercise devices that let them adapt to their disability.



Prosthetic and orthotic clinic

This unit has all the facilities for the fabrication of artificial limbs, calipers, splints and braces according to patients' needs. These are then given to the physically challenged at a nominal charge or free of cost.

Allied in healthcare

Links with major corporate hospitals and rehabilitation groups give students the enormous benefit of hassle-free clinical postings and projects. The college has alliances with:

- Right Hospital, Kilpauk, Chennai
- National Institute for Empowerment of persons with multiple Disabilities, Muttukadu, Chennai
- Vijaya Hospital, Chennai (Neurology)
- NIMHANS, Bangalore (Neurology, Paediatrics and Psychiatry)
- Schiefflin Leprosy Research and Training Center, Vellore (Orthopaedics and Neurology)
- Maithree Special School, Chennai (Paediatrics)
- Rheumatoid Arthritis Care Center, Chennai (Orthopaedics)
- Dr. G. D. Boaz Memorial Hospital, Chennai (Psychiatry)
- Andhra Mahila Sabha, Durgabhai Deshmukh Hospital, Chennai (Paediatrics, Orthopaedics and Neurology)
- The Banyan, Chennai (Psychiatry)

Community outreach programmes

The hospital and clinics conduct regular medical camps that provide counseling and screening for students in schools as well as community members with the help of the community health center. Students accompany skilled practitioners from the hospital to provide free services and to spread awareness. They are sensitized to people with special needs, especially children with learning handicaps.

The college also takes the effort to arrange for the rehabilitation of people with disabilities through vocational training and employment. Free aid and orthotics, like splints, are also provided. Owing to his skill as an artist Mr. Udaya Kumar, a physically challenged patient, has been successfully rehabilitated as a teacher of arts and painting.

Memorandum of Understanding

- National Institute for Empowerment of persons with multiple Disabilities, Muttukadu, Chennai
- La Trobe University, Melbourne, Australia

Research

The College of Occupational Therapy, with its own laboratories and facilities, is well equipped to handle research. Here are some of the projects undertaken.

- Regular screening in schools to identify disabilities
- Hands-free toilet flushing equipment for amputee patients designed and presented by Dr. Sheeba Rajam at the Annual National Conference of AIOTA and awarded Best Adaptive Device
- Best Scientific Paper Award in the National Conference of AIOTA (All India Occupational Therapists Association) at Nagpur in 2008 awarded to student Ms. Vanitha
- Best Scientific Paper Award in the National conference of AIOTA (All India Occupational Therapist Association) at Kerala in 2012 was awarded to Assistant Professor Mr. Phinoj K Abraham

Career

An occupational therapist is one of the most sought after professionals in the UK, Australia, New Zealand, Canada and the US. Employment can be found in hospitals and a wide range of service organizations, rehabilitation centers, mental health centers, old age homes and special schools. Occupational therapists can also start their own practice or become consultants.

Alumni

Graduates can follow in the footsteps of the illustrious alumni who hold responsible positions in India and abroad. The alumni network has more than sixty members who provide support to the college by assisting at free medical camps and COTE programmes. The alumni also give career guidance to the students.

College of Pharmacy



With global revenues in healthcare touching trillions, the field of pharmacy is already one of the largest industries, and the current economic and lifestyle boom has led to an unprecedented demand for quality health services. SRM University views great opportunity for skilled pharmacists in Indian and multinational companies that are investing in manufacturing, marketing and clinical studies of medication to meet global needs.

The department's goal is to mould outstanding pharmacy professionals using advanced teaching techniques and learning aids, as well as top-notch facilities. An energetic team of faculty members makes up a rather large department that is comprised of experts in many areas, like Analytical chemistry, Medicinal chemistry, Novel Drug Delivery system, Pre-clinical studies, Phytochemistry and Clinical Studies. Our Faculty have attended and presented papers in national and international forums, conferences and seminars; they have also written and published books that have been well received by the student community.

The College of Pharmacy offers D.Pharm, B.Pharm, Pharm.D, Pharm. DPost Baccalaureate., M.Pharm, and Ph.D degrees under SRM University. The courses have been approved by the Government of Tamil Nadu and by the Pharmacy Council of India. The program is supplemented by a refreshing breath of co-curricular and extra-curricular activities to gain expertise not only in technical aspects, but also acquire personality excellence and leadership qualities that are vital to excel in a competitive world.

Curriculum

The Undergraduate program inculcates students with skills and techniques in the field of pharmacy, besides a strong foundation in mathematics, biochemistry, anatomy, physiology, business management, instrumentation and computer education. They will also gain practical experience from field visits to industries, hospitals and laboratories. The postgraduate program offers a variety of specializations. Students gain professional experience through industrial training and research projects. Major research areas include development of new analytical techniques, novel drug delivery systems, pre-clinical trials, Phytochemistry, quantitative structure activity relationship, chemical derivatisation, medicinal chemistry and standardization of impurities in drug materials.

Laboratories and facilities

The College has 15 laboratories belonging to Pharmaceutical Chemistry, Pharmaceutical Biotechnology, Pharmaceutical Analysis, Pharmaceutics, Pharmacology, Pharmacognosy, Pharmaceutical Regulatory Affairs, Pharmacy Practice departments, etc. The laboratories are equipped with the following instruments:

- CADMACH automatic tablet punching machine
- Fourier transform IR spectrometer
- UV - visible double beam spectrophotometer
- High performance liquid chromatography
- High performance thin layer chromatography
- Brook field viscometer

- Dissolution testing apparatus USP module
- Karl Fischer moisture analyzer
- Auto analyzer
- Digital physiograph
- Elisa reader
- Digital polygraph

Library

When students are in need of information, the college library is the place to head to. With over 4000 volumes catering to the needs of both students and staff in various subjects, the library is well equipped to handle their needs. Internet facilities give students access to millions of online journals and databases. The library computers also have special software packages useful for research in pharmacy, including graph pad, excel worksheet, chem. office, and chem. window.

Industrial support

Students get the advantage of SRM University's close ties with industries, hospitals and laboratories through consultancies, visits and student projects. Friendly relations exist with Orchid Health Care, Tablets India, Novartis, Dr. Reddy's Laboratories, Cipla, Cadila, Eli Lilly, Delvin Pharmaceuticals and Fourts India.

Campus placement

Placement record is excellent with students placed in more than 20 companies. Companies are regularly visiting our colleges for hiring students. These on-campus placements are a very nice opportunity for students to be placed. Our recruiters are from all over India and our students are placed in different regions of India.

Research

The Institute has a separate research laboratory equipped with the latest instruments. The thrust areas of research in the institution includes, as mentioned before, development of new analytical techniques, novel drug delivery systems, new drug entity and HTP screening for pharmacological activity. The college has produced around 100 research projects and a number of papers have been published in national and international indexed journals with high impact factor.

Career

The College has produced quality pharmacy graduates competent to serve in the field of Pharmacy. Students have successfully achieved university ranks. We are proud to express that the first rank in GATE 2003 was secured by one of the pharmacy graduates of this institution. Also, our students are regularly securing top ranks in GPAT exams.

School of Public Health



Established in 2007, the School of Public Health endeavors to provide teaching, practice, training and research in all facets of public health. The School of Public Health is designed on a "Hub and Spoke" concept linking the School to all sister schools at the University. The students are from all parts of the world. The School provides training and consultancy for projects like UN agencies. The School is now commencing its 9th batch under the leadership of Prof. Ch. Satish Kumar (Dean) who has a commendable experience of over 25 years in public health research and public health management.

Courses at School of Public Health:

The School conducts 4 Postgraduate programmes being taught in Modular Fashion

• **MPH Master in Public Health • MSc Biostatistics and Epidemiology • MSc Clinical Trials**

• **Associate Fellow in Industrial Health (AFIH - 3 Months) Certificate Programme from DGFASLI (Open for Allopathic Doctors)**

The flagship programme of the School is the Master in Public Health that offers the following specializations:

• **Public Health Management • Information Technology and Healthcare • Biostatistics • Clinical Research**

(I) About the Programmes

Master in Public Health (MPH)

A 2 year (4 semester) programme, this Application Oriented Programme serves to train health professionals to have in-depth knowledge of Epidemiology and Biostatistics and its application to important clinical and public health issues. Students are trained in IT applications like SAS, SPSS and Epi Info. This course is unique as a combination of Epidemiology and Biostatistics is not available anywhere.

MSc Clinical Trials

A 2 year (4 semester) programme, it provides students with theoretical and practical understanding of designing, conducting and managing Clinical Trials. Core skills include Medical Writing, Pharmacovigilance and Regulatory affairs and Clinical Data Management. The courses deepen conceptual skills needed for Pharma, Biotech and Clinical Research Organizations.

(II) Eligibility Criteria for Admission to all Postgraduate Programmes (MPH, MSc)

Graduates in any one of these disciplines like Medicine, Dentistry, Pharmacy, AYUSH, Allied medical sciences and Life sciences, Veterinary Sciences, Engineering, Arts and Science students are eligible.

(III) Research Involvement

The pulse of the School is in active research and Postgraduate students get a live exposure to ongoing projects. The School strives to be active in the research arena with projects at all times from both national and International functions and Government.

The PhD programme is highly progressive. Collaboration with Scientific Organizations like Foundation for Research in Health System (FRHS) paves the way for extended research in improving health services nationally.

(IV) Faculty Mentorship and Research Publications

The faculty mentorship programme is exclusive where the student gets guided by their mentors in selecting, designing, and publishing Research work during the Internship and Summer Projects. School of Public Health students publish their Research in the in-house journal Public Health Research (ISSN No: 2321-0206).

(V) Placement Opportunities

The placement cell at School of Public Health assists students in placements. The cell collaborates with NGOs, Private companies, Multinational Companies, Medical Consultancies and Healthcare Organizations, and IT sectors and UN based Organizations. The placement cell helps students in acquiring internships and placements. Postgraduate programmes at the School of Public Health opens avenues for jobs at pharmaceutical companies.



SRM Institute for
Medical Science (SIMS),
Vadapalani, Chennai



SIMS provides advanced tertiary healthcare services in Chennai with state-of-the-art care relating to most of the super-specialties in medicine. Very soon, it is expected that the hospital will also provide a state-of-the-art multi-organ transplant service. With a combination of experience, expertise, state-of-the-art technology and well-coordinated patient centric teamwork, every step is aimed at ensuring excellence in patient care.

The hospital strives to establish trust and excellence, following in the footsteps of the SRM Group. The vision of SIMS is to offer an advanced full range of specialty medical care services with cross-consultative service under one roof. Spread over 230,000 sq. ft., the hospital has 345 beds, state-of-the-art imaging and lab services, 15 best in class modular operating rooms, 7 specialty centric ICUs, specialised Day Surgery Unit and a 30-bedded Accident and Emergency unit with specialized protocols for trauma and medical emergencies with state-of-the-art technology. The facilities are designed and equipped to meet the discerning requirements of both domestic and international patients.



Department of Radiology and Imaging Sciences

The department is supported by a team of experienced radiologists who work closely with medical and surgical specialists to provide complete and integrated care. They are backed by highly-trained technologists and nursing staff with a commitment to provide quality service and ensure patient safety.

The department boasts of a unique collaboration among radiologists, clinicians, anaesthetists, technologists, nurses and administrative staff, thus making patient flow in The department seamless and hassle free.

Our Services

We perform a range of advanced diagnostic and interventional procedures

- Neuro and Head & Neck imaging
- Cardiothoracic imaging
- Abdominal imaging
- Vascular imaging
- Musculoskeletal imaging

Medical Institutes at SIMS include the following

- Institute of Cardiac Sciences
- Institute of Neurosciences
- Institute of Orthopaedics (SIMS-Asian Joint Reconstruction Institute)
- Institute of Craniofacial, Aesthetics & Plastic Surgery
- Institute of Gastroenterology, Hepatobiliary Sciences and Transplantation
- Institute of Obstetrics, Gynaecology & IVF
- Institute of Oncology
- Institute of Anaesthesiology & Pain services
- Institute of Renal Sciences

Other major departments include Dental Surgery, Dermatology, Diabetology, Endocrinology, ENT, General Surgery, Geriatrics, Infectious Diseases, Internal Medicine, Medical Oncology, Neonatology, Ophthalmology, Paediatrics, Psychiatry, Pulmonary Diseases, and Rheumatology.

- Paediatric imaging
- Women's imaging
- Interventional & Endovascular Therapy

The state-of-the-art imaging suites and patient preparation areas are designed to enhance patient comfort.

Our Equipment

- Digital Radiography
- Mammogram
- Colour Doppler
- 1.5 TMRI Scan
- Uni-plane Cath Lab
- Fluoroscopy
- Ultrasound
- 128 slice CT scan
- Bi-plane Cath Lab

Department of Trauma Care and Emergency Medicine



The Emergency Medicine department is the public face of any tertiary hospital. SRM Institutes for Medical Science (SIMS) has a large and very well equipped, state-of-the-art Emergency Medicine department. As SIMS is located in a central area of Chennai, we expect to receive a large number of medical and surgical emergencies, besides trauma victims. As India's road traffic becomes more congested there is increasing trauma from traffic accidents. In the Trauma Care department it is routine to take care of such patients with multiple trauma. The Acute Emergency Medicine section deals with patients with heart attacks, stroke, pancreatitis and abdominal emergencies, respiratory emergencies, neurological emergencies and so on.

The department is managed by highly trained specialists overseeing an enthusiastic junior staff and technicians and nurses. SIMS has high profile clinical departments in the medical and surgical disciplines who

will take further care of the patients once acute care has been provided in Emergency Medicine. The Emergency Medicine department has international collaborations with a view to enhancing care and training in The department.

The Emergency Department offers fellowship in Emergency Medicine course for young doctors who will be trained to become well qualified Emergency and Trauma Care physicians.

We also conduct a Diploma in Emergency Medicine Technology for paramedical workers who will be provided high quality training in trauma and accident care, as well as emergency medicine training.

The Institute of of Renal Sciences and Transplantation



The Institute of Renal Sciences & Transplantation at SIMS Hospital helps patients with renal ailments to reclaim normal life. Our highly experienced team is fully capable of addressing every kind of Nephrological & Urological disease, at any stage. SIMS Hospitals has a 26-bedded modern dialysis unit – one of the largest in the city with best in class infection control practices. In addition, all our ICUs have dialysis facility. Our unit is designed with utmost care as a spacious and pleasant one. From cheerful ambience, modern recliners, to trained staff members everything was chosen with precision to provide a comfortable, safe and pleasant experience. We provide 24x7 dialysis services which include all forms of renal replacement therapy techniques.

All our machines are latest generation, fully computerized bicarbonate hemodialysis machines with volumetric ultrafiltration and adjustable sodium facility. All of them have noninvasive blood pressure monitors and all safety features provide better patient safety profile.

Our Reverse Osmosis plant CoremedMx Eco series is also from Fresenius and is capable of producing ultrapure water to ensure patient safety and prevent long term complications on hemodialysis. We monitor our water quality on monthly intervals and maintain it to AAMI standards. We have recently started an online hemodiafiltration facility to provide high quality renal replacement therapy on long term dialysis which minimizes long term complications of dialysis

We have started our interventional Nephrology services with permanent hemodialysis catheter placement, per cutaneous peritoneal catheter services & few arterio venous fistula interventions. Our unit has two CRRT machines to cater to critically ill patients. We support our liver transplant program as well as complex cardiac surgeries with CRRT.

We also have an active peritoneal dialysis program and peritoneal cyclers can be arranged on request. We do have a vibrant transplant program offering both live donor and cadaveric renal transplant services with clinical outcome on par with international standards in these patients.

Department of Nephrology at SIMS offers a B.Sc course in Renal Dialysis Technology.

The course is designed to train the student with core knowledge in the basics of clinical science and clinical nephrology procedures like Hemodialysis, Peritoneal dialysis, CRRT, hemodiafiltration, SLED, MARS, Plasmapheresis, Renal transplantation and Coordination, Maintenance of dialysis machines and water treatment plant, A.V fistula A. V graft cannulation and assisting.



Laboratory Services



The laboratory services division of the SRM Institutes for Medical Science (SIMS) provides support to all the clinical specialties of the hospital. The central laboratory is well planned and spaciouly distributed over an area of 18,000 sq. ft. The diagnostic wing consists of five sub sections, namely Histopathology & Cytopathology, Haematology & Clinical Pathology, Biochemistry, Microbiology, and Blood Bank.

The **department of Histopathology & Cytopathology** is equipped with gross station, automated tissue processor, automated stainer, cryostat, Leica microtomes, fluorescent microscope and bright field microscopes. The services provided include:

- * Routine biopsy services performed on small, medium and large resected specimens
- * Histochemical stains like PAS, reticulin etc
- * Immunohistochemistry for confirmation and sub categorization of tumours and lymphomas
- * Immunofluorescence for precise localization of antigen-antibody complexes in tissues
- * Frozen sections (Intraoperative consultation).
- * Slides / paraffin blocks for second opinion.
- * Fine needle aspiration cytology (FNAC) on visible superficial swellings in the lymph nodes, breast, thyroid gland and other parts of body.
- * Exfoliative cytology and cytology of body fluids.

The **department of Hematology and Clinical Pathology** aims to provide accurate and reproducible results within the shortest possible time. The laboratory is equipped with completely automated cell counters which processes routine hematological investigations such as complete blood counts, hemoglobin, total and differential counts, platelet count and red cell indices. Automated coagulation profile machine which processes routine coagulation studies such as prothrombin time, activated partial thromboplastin time and fibrinogen. QBC method is used for detection of MP/MF. ESR and urine analysis are done by automated machine. Expert interpretations are carried out for peripheral blood and bone marrow aspirates. The department functions round-the-clock 7 days week and offers the following tests:

- * Complete blood count & ESR
- * Malaria Test
- * Bone marrow examination
- * Coagulation workups
- * Factor assays
- * Routine urine analysis
- * Stool occult blood

The **Department of Biochemistry** is a clinician consultant oriented and patient focused facility, which works 24X7. Biochemical tests are of key clinical importance, being used for diagnosis, treatment and assessment of prognosis. The department is equipped with two fully automatic discrete selective analyzers which are capable of performing a wide range of biochemical tests. Other equipment include emergency electrolyte analyzers and a fully automated hormone analyzer. The technologists working in The department are post-graduates / undergraduates in Biochemistry with Diploma in Lab Technology, and have gained several years of experience in the field. The department practises extensive quality control to assess day-to-day precision, through Bio-Rad accuracy controls. It also participates in an External Quality Assurance Scheme to assess its interlab variation on a National level and its performance has consistently been good over the years. The department gives priority to urgent samples, the results for which will be made available within one hour of receiving the samples at the laboratory. The department offers the following tests:

- * Routine biochemical and enzyme tests

* Profile tests:

- * Diabetic
- * Renal
- * Liver
- * Lipid
- * Cardiac
- * Thyroid

The **department of Microbiology & Serology** aims to play a key role in the diagnosis of infectious disease in a wide range of clinical specimens, to provide reliable and reproducible results within the turnaround time followed. Our main strengths are in the fields of bacteriology, serology and mycology. The bacteriology lab is equipped with automated BacT ALERT for blood cultures and sterile body fluids – a highly sensitive technique to detect scanty bacteria. The routine cultures and sensitivity are also strictly monitored and reported. We regularly implement updated Quality Control guidelines and participate in External Quality Assurance Scheme.

We use the breakthrough GeneXpert (Xper TB / Rif) test. It is the latest technique in real time PCR, a highly sensitive test which detects both the presence of Tuberculosis and Rifampicin resistance in pulmonary and extrapulmonary samples. Our lab is one of the chartered members of the IPAQT initiative, which strives to combat TB by providing high-quality endorsed TB tests at an affordable price. This test is available at our lab at a subsidized rate. There are several techniques used in serology to detect Hepatitis B and HIV infections. We use the chemiluminescence technique for these tests using the calibrated, automated Vitros-ECL analyzer. The mycology section is well-equipped to perform tests for a range of fungal infections. Apart from these procedures, we also perform routine microbiological tests, including aerobic bacterial culture and sensitivity & serology tests for dengue and leptospira, using rapid techniques.

The department works for 24 hours. Routine culture reports will be available within 48-72 hours and fungal culture within 1-3 weeks of testing.

Serological Testing:

- * Hepatitis markers (HBs Ag & anti HBc) through chemiluminescence, within 24 hours.
- * CRP, RF and RPR through immunochromatography (turnaround time is 6 hours).
- * Widal through tube agglutination (turnaround time is 24 hours).
- * Dengue IgG, IgM antibodies & NS1 antigen.

All the above departments have enthusiastic and experienced faculty members, who are actively involved in hospital diagnostic work, undergraduate and postgraduate teaching, curriculum development and research. Weekly discussions are held in The department and at clinical meetings. The staff members regularly attend conferences at local, national and international level to upgrade their knowledge.

The teaching program consists of didactic lectures. Students are also encouraged to take part in seminars and are given assignments regularly. Modern teaching methods like problem based learning have been introduced, and these students are encouraged to think for themselves. We also conduct research activities in collaboration with clinical departments.

Courses

1. Diploma in Medical Laboratory Technology (DMLT)
2. Postgraduate Diploma in Medical Microbiology Technology (PGDMMT)

Medical Records Department



The Medical Records department at the SRM Institutes for Medical Science (SIMS) is headed by trained professionals with long years of experience in corporate hospitals. Electronic medical records are in use and will shortly be enhanced with additional capability. The institution maintains records both in hard copy and electronically. Coding and classification and medical documentation follow the currently prescribed national and international norms for best practice.

Health information technicians need to know how to create, store, code and classify medical records. Medical records courses are usually completed within a full certificate or diploma programme. Health information technology, medical office administration and medical records coding programmes offer medical records courses. These educational programmes often culminate in a certificate or associate degree and cover not only medical records coding, but also topics like medical office procedures, accounting, customer service, productivity software. Some common medical records courses included in such programmes include those in medical terminology, records coding and classification, insurance and billing procedures, medical records fundamentals and information technology. Students learn to use medical information management software and to code and classify records for billing and insurance reimbursement.

The Medical Records Department at SIMS offers the course for Diploma in Medical Record Technology. Students admitted to this course will learn the following modules:

1. **Medical Records Fundamentals:** In this class, students will learn how to properly create and store medical files. Paper and electronic records will be discussed. Students will also explore principles of

information management like records retention and disposition. Students will learn professional standards in filing, doctor-patient confidentiality and ethical behavior related to the collection, retention and sharing of patient data.

2. **Medical Terminology:** It's essential that medical records professionals understand the anatomical, physiological and pathological terms used in patient files and related records. This coursework will help students to master proper spelling and pronunciation.
3. **Information Technology:** This course will introduce students to common technologies used in the workplace. In addition to lectures, hands-on learning opportunities will allow students to practice creating, updating, storing and accessing medical records like patient charts, appointment schedules and test results.
4. **Coding and Classification of Records:** The practical application of coding and classification for billing and insurance reimbursement is the focus of this course. Lessons cover codes and classifications for medical procedures and medical diagnoses and guidelines for use in medical records. Students will learn various guidelines and how they relate to the preparation of medical records.
5. **Insurance and Billing Procedures:** Students will be introduced to common health insurance company requirements for handling claims and typical office billing procedures. They will practice processing insurance claims and workers compensation claims for outpatient and inpatient treatment. We will also provide lessons on legal and ethical aspects of working with medical records within the context of insurance and billing processes.

Clinical Research



The SRM Institutes for Medical Science (SIMS) fosters clinical research. This research may be aimed at evaluating new therapies or may aim to improve clinical diagnosis and management outcomes.

Drugs, devices and diagnostic products have to undergo research on safety and efficacy from inception until they are out into the market and beyond. Clinicians in SIMS are at the forefront of medical and surgical practice in their respective realm of medicine. They are therefore involved in evaluating safety and efficacy of new therapies (Phase 2 and Phase 3 clinical trials) and in documenting the safety of products that are already marketed (Phase 4 clinical trials). Clinical trials follow pre-defined protocols that take into account regulatory considerations. The regulatory requirements and protocols need to be well understood by anyone embarking on a career in clinical research.

SIMS has a dedicated clinical research cell that will coordinate this training and provide training in national and international guidelines governing clinical trials, handling of specimens, and other aspects of clinical research. The course will cover sections on study design and statistics. Clinical investigators in SIMS will be part of the faculty for our course in clinical research. Their experience will provide a framework for education and training of information aspiring to pursue their course in clinical research and to foster professional excellence in design and conduct of clinical research.

The course has been designed in such a way that the enrolled students will have theory classes and will also be involved in practical sessions. Students who have joined this course will be sent to clinical departments, laboratory, and to other institutions for onsite training and understanding the intricacies of coordinating clinical trials.

The students will be assessed by internal tests and final exams. In addition students will be assigned a project and assessed on that.

Thus every student joining this course will be well placed to undertake a career in clinical trials and research and will have a competitive edge in interviews while applying for a job.

Our Objectives

Apart from bringing in the new face of Clinical Research, SIMS aims:

- To create students who can excel in the field of clinical research
- To be accepted as a renowned centre of excellence
- To fill in the vacuum of skilled man power

Medicine & Health Sciences

(List of courses)

Programs offered at Kattankulathur Campus, Chennai

Bachelor Degrees

M.B.B.S
B.D.S
B.Sc Nursing
Bachelor of Physiotherapy (BPT)
Bachelor of Occupational Therapy (BOT)
Bachelor of Pharmacy (B.Pharm)
Bachelor of Audiology and Speech Language Pathology (BASLP)
Bachelor of Optometry (B.Optom)
B.Sc Medical Laboratory Technology (B.Sc MLT)
P.B.B.Sc Nursing
B.Sc Medical Imaging Technology
B.Sc Renal Dialysis Technology

Master Degrees

MD

- Respiratory Medicine
- Radio Diagnosis
- Anaesthesiology
- General Medicine
- Paediatrics
- Psychiatry
- Dermatology, Venereology and Leprosy
- Microbiology
- Community Medicine
- Biochemistry
- Pathology
- Pharmacology
- Physiology
- Anatomy

MS

- General Surgery
 - Obstetrics and Gynaecology
 - Orthopaedics
 - ENT
 - Ophthalmology
- Master of Dental Surgery (MDS)**
- Conservative Dentistry and Endodontics
 - Oral and Maxillofacial Surgery
 - Orthodontics and Dentofacial Orthopaedics
 - Periodontology
 - Prosthodontics and Crown & Bridge

DM

- Cardiology
- Neurology
- Nephrology

M.Ch

- Neuro Surgery
- Urology
- Plastic and Reconstructive Surgery

M.Sc

- Medical Sociology
- Medical Anatomy
- Medical Physiology
- Medical Biochemistry
- Medical Microbiology

M.Sc Nursing

- Community health Nursing
- Obstetrics and Gynaecology Nursing
- Medical Surgical Nursing
- Paediatric Nursing
- Psychiatric Nursing

M.Phil Clinical Psychology

M.Phil Psychiatric Social Work

Master of Audiology and Speech Language Pathology (MASLP)

Master of Physiotherapy (MPT)

- Biomechanics
- Cardiopulmonary Sciences
- Community Rehabilitation
- Hand Rehabilitation
- Neurology
- Obstetrics and Gynaecology
- Orthopaedics
- Paediatrics
- Sports Physiotherapy

Masters of Occupational Therapy (MOT)

- Cardiorespiratory Conditions
- Hand Rehabilitation
- Neurosciences
- Orthopaedics
- Paediatrics
- Mental Health

Master of Pharmacy (M.Pharm)

- Pharmaceutics
- Pharmaceutical Analysis
- Pharmaceutical Biotechnology
- Pharmaceutical Chemistry

- Pharmacology
- Pharmacy Practice
- Pharmacognosy
- Quality Assurance
- Regulatory Affairs

Pharm.D

Pharm.D - Post Baccalaureate Masters of Public Health (MPH)

MSc Biostatistics and Epidemiology

Fellowship Emergency Medicine

Master of Hospital Administration

Ph.D in all disciplines

Diploma Courses

- Optometry
- Medical Laboratory Technology
- Medical Record Science
- Nursing
- Emergency Medical Technology and Trauma care
- GI Endoscopy Technology

PG Diploma Courses

- Medical Record Science
- Hospital Administration
- Clinical Research
- Medical Microbiology Technology

Certificate Courses

- Ophthalmic Technology
- Blood Bank Technology
- Health Inspector
- Medical Office Management

Programs offered at Ramapuram Campus, Chennai

Bachelor Degree

B.D.S

M.D.S (Master of Dental Surgery)

- Conservative Dentistry and Endodontics
- Oral and Maxillofacial Surgery
- Oral Medicine and Radiology
- Oral Pathology, Microbiology and Forensic Odontology
- Orthodontics and Dentofacial Orthopaedics
- Paediatric and Preventive Dentistry
- Periodontology
- Prosthodontics and Crown and Bridge
- Public Health Dentistry



SRM University, Kattankulathur - 603 203.
Kancheepuram Dist., Tamil Nadu, India.
Tel: +91 44 2745 5510, 4743 7500, 2741 7410 / 7411.
Fax: +91 44 2745 3622 | Email: admissions.india@srmuniv.ac.in

ENGINEERING | MEDICINE AND HEALTH SCIENCES
MANAGEMENT | SCIENCE AND HUMANITIES



SRM
UNIVERSITY
(Under Section 3 of UGC Act 1956)

