

# New insights in interdisciplinary science research



**Times  
Higher  
Education**

*Duncan Ross  
Chief data officer*

# Partnership with Times Higher Education



## Interdisciplinary Science Rankings

Preliminary analysis from 

In association with



# Introducing the project


- Research is a complex space – as part of the WUR changes we were looking at different ways of measuring progress
- In 2021 we began to explore interdisciplinary research
  - Series of roundtables
  - Data collection

# Development of rankings

- Piles of metrics:
  - Each may show something, but no coherent theory
- Statement of record:
  - Coherent theory underpins methodology, record of what is
- Promoting change:
  - Coherent theory, record of what is, incentive to improve

# Our Rankings

## TEACHING



**Focus:** student satisfaction, employer reputation, graduation rate + more

**Participation rules:** ranking specific

## RESEARCH



**Focus:** research output, research quality, research collaboration, reputation + more

**Participation rules:** 1,000+ publications over 5 years, teach undergraduates across a range of subjects

## IMPACT & SUSTAINABILITY



**Focus:** research, teaching, stewardship and outreach against the UN's 17 Sustainable Development Goals

**Participation rules:** all UG or PG higher education institutions

# Roundtables

Global – April 2022



THE Innovation and Impact Summit (Stockholm)

Europe – May 2022



THE Europe Universities Summit (Barcelona)

Asia – May 2022



THE Asia Universities Summit (Aichi, Japan)

North America – May 2022



Schmidt Science Fellows Global Meeting (Boston)

Global – June 2022



Virtual



# Initial Data collection





# University provided data

1169 institutions submitted Quantitative data

629 institutions submitted non-null data

Research income dedicated to ISR  
521 provided data  
108 didn't (17%)

Job ads mentioning ISR  
537 provided data  
92 didn't (14%)

Additional data such as research income, industry income, academic and research staff number reused from World University Rankings submissions

761 institutions submitted Qualitative data

710 answered yes to at least one question

ISR Admin Support

96 said no (14%)

ISR Measure of Success

216 said no (30%)

ISR Physical Facilities

60 said no (8%)

ISR Tenure or Promotion

270 said no (38%)

# Survey

## General Survey - Reputation

14,335  
respondents



30,633 votes



3637 Institutions



## Institution Specific Questions

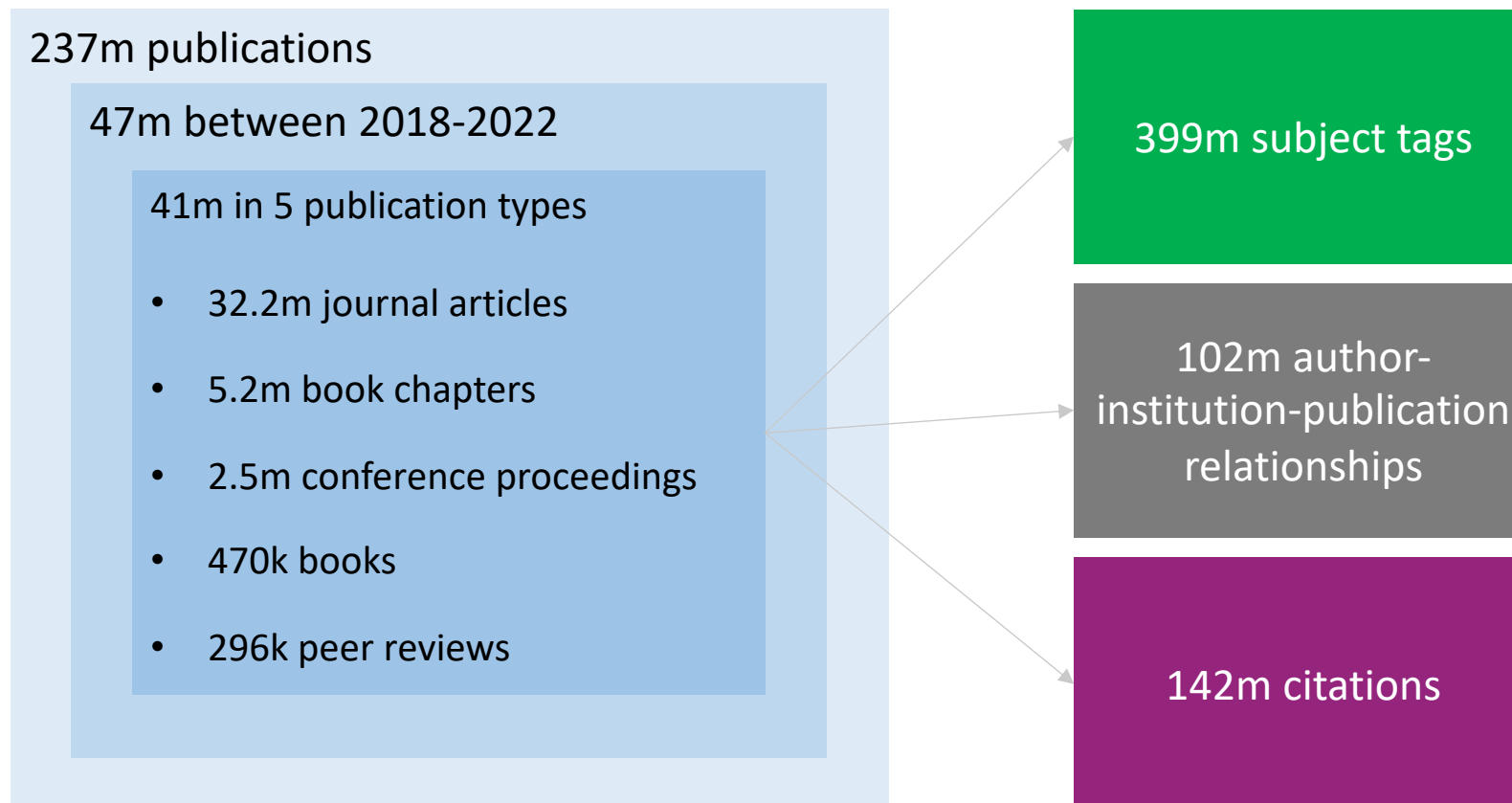
7,750 unique institutions

24 institution has  $\geq 50$   
responses



# Bibliometric

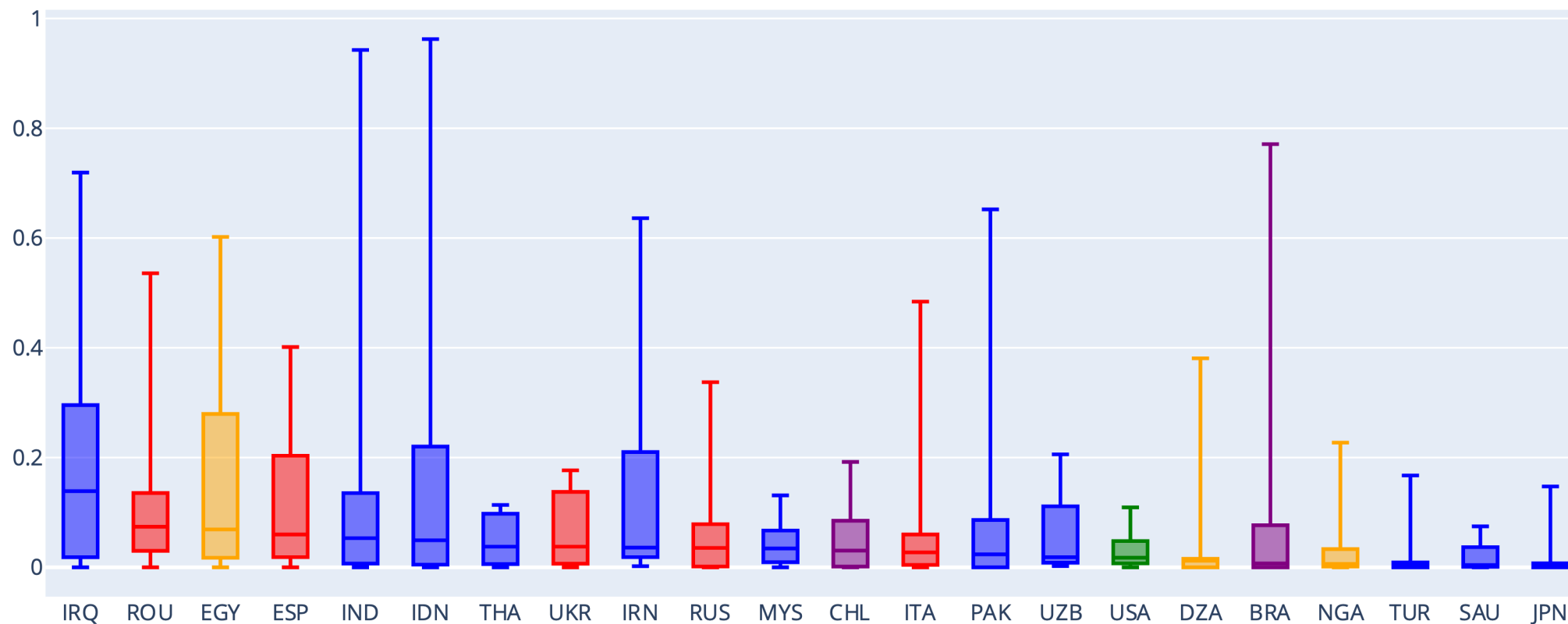
## Based on OpenAlex May 2023 snapshot





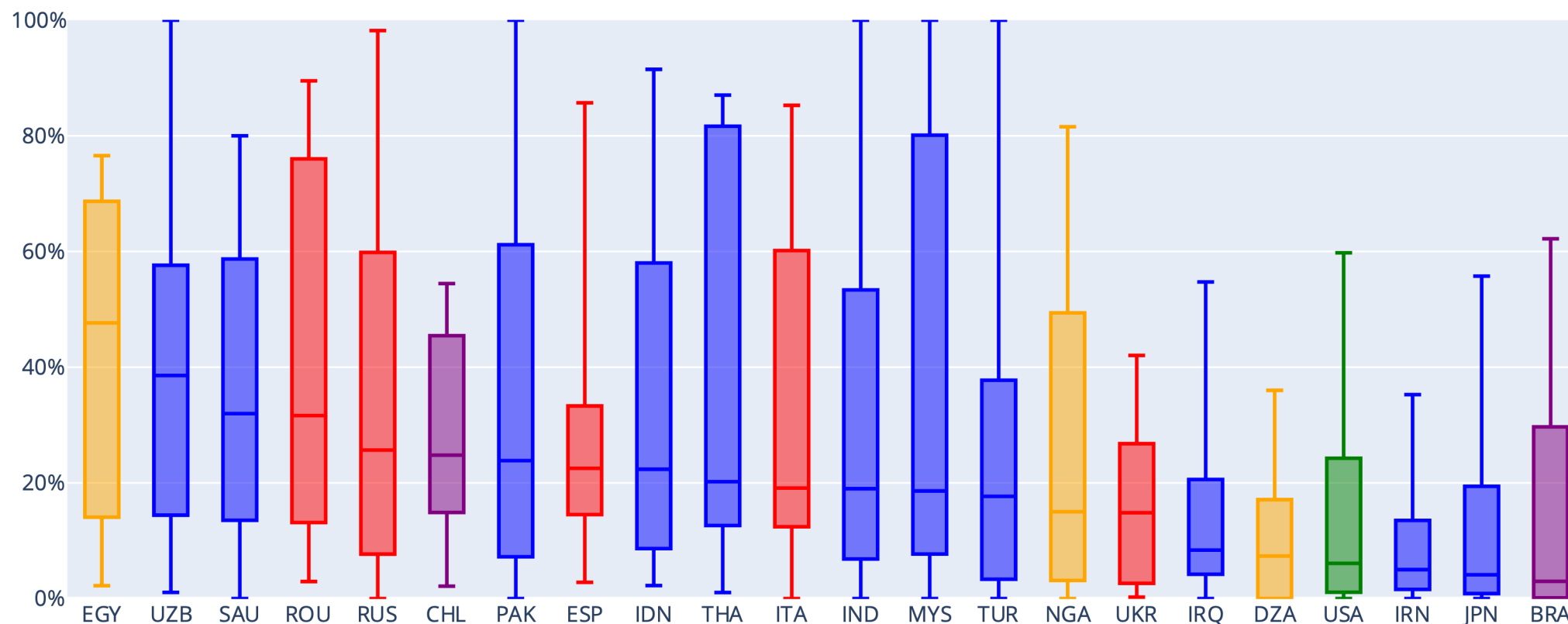
# Adverts

Number of ISR ads per staff



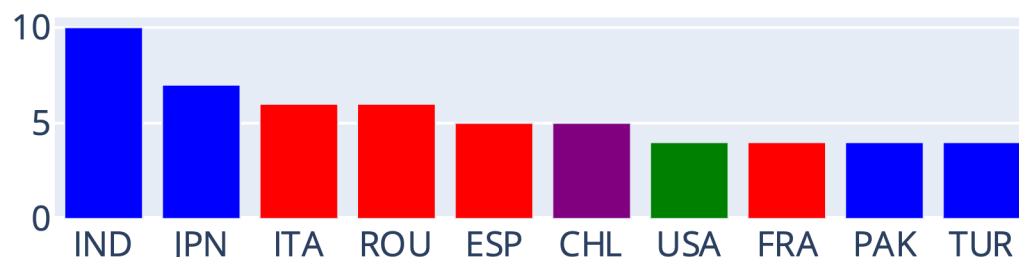
# ISR Research Income

Proportion of research income dedicated to ISR

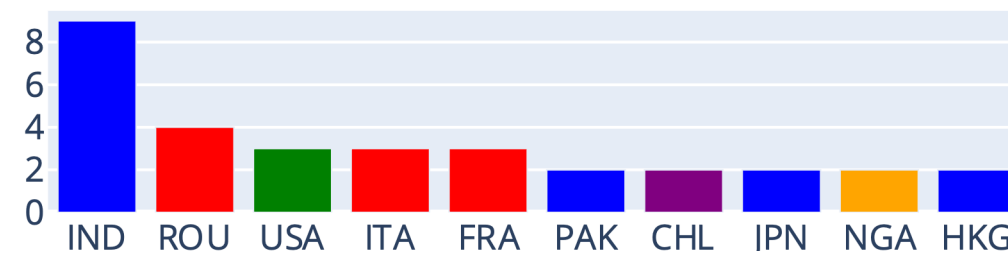


# Where universities support ISR

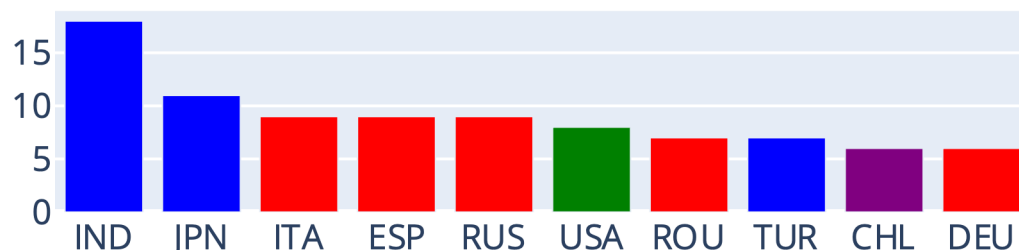
isr admin support



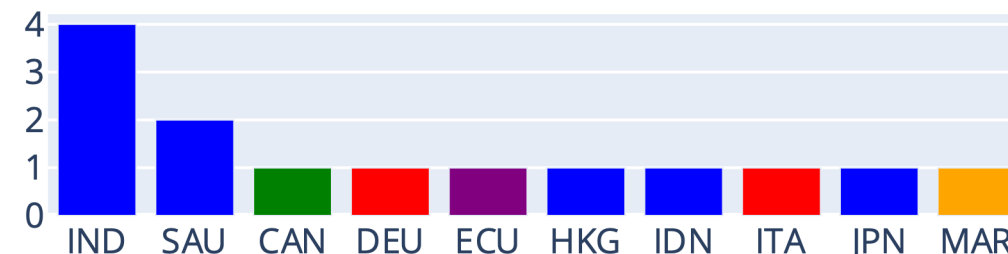
isr measure success



isr physical facilities

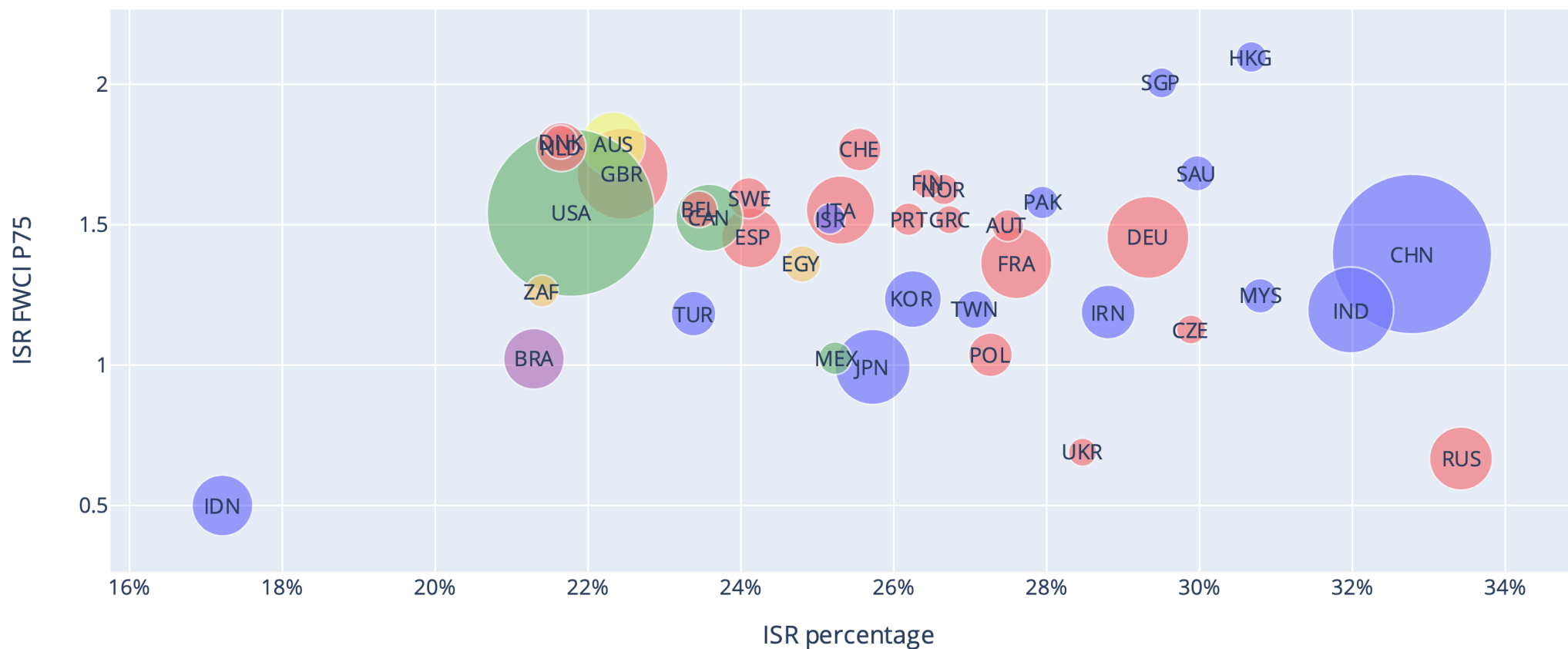


isr tenure promotion



# ISR publications

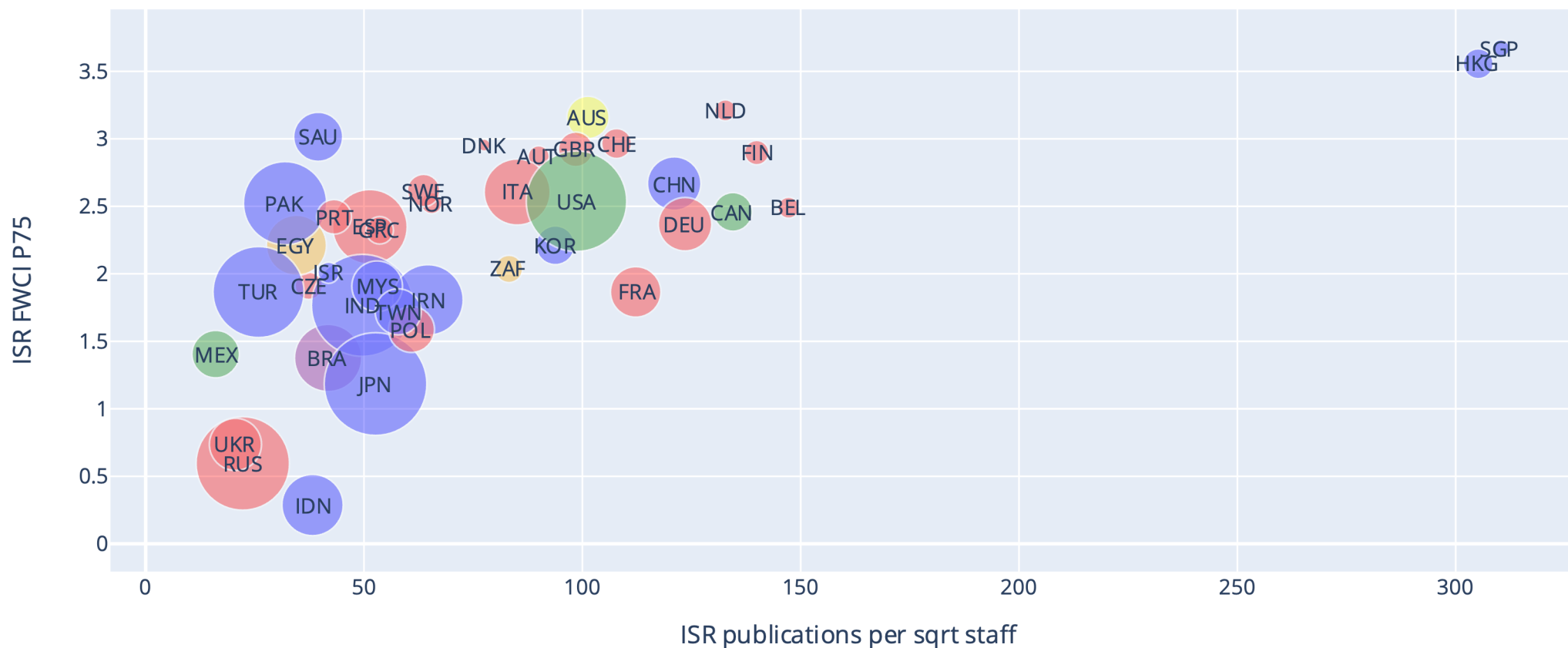
ISR quality vs. ISR percentage





# ISR publications productivity

ISR quality vs. ISR productivity



# What have we learned?

- Strong appetite
- However, most institutions do not systematically record their effort
  - More importance needs to be placed on recruitment and recognition
- In terms of ISR research outputs, Hong Kong and Singapore are leading the way
- China and India focus heavily on ISR
- Traditional research hubs such as US, UK, Canada and Australia less so

# Key Recommendations

- More dedicated policy processes to enhance ISR, including physical facilities, administrative support, and staff incentives such as promotion.
- More funding for ISR as a percentage of overall research funding.
- Greater visibility for ISR outputs from the Global South, potentially through further collaboration with the Global North, to raise impact and reputation.

# Interdisciplinary Science Ranking (ISR)

## Tentative Release Date

- November 2024

## Coverage

- Research focused institutions (typically WUR participants)

## Known issue

- Challenges around data collection – new data not previously collected

## Methodology

- Broad methodology (data to be collected) established. Final metrics and percentages to be established.

## Insights

- Feedback to universities around success and areas of improvement.

# ISR High Level Methodology



# Interdisciplinary Science Ranking (ISR)

## Draft metrics

Pillar	Metric Name	Source
Input	Proportion of research funding dedicated to ISR	Portal
Input	Amount of research funding from industry	Portal
Input	Recruitment of ISR researchers	Ads / Portal
Process	Does your institution encourage ISR work	Survey
Process	Are younger academics able to explore ISR	Survey
Process	Is ISR rewarded in promotion	Survey
Process	Does your university have measures of interdisciplinary success?	Portal
Process	Does your university provide specific physical facilities for interdisciplinary teams?	Portal
Process	Does your university provide specific administrative support for interdisciplinary teams?	Portal
Process	Does you have a tenure a promotion system in place that recognizes interdisciplinary research?	Portal
Output	Amount of ISR	Bibliometric
Output	Proportion of ISR	Bibliometric
Output	Utility of ISR - out of discipline citation	Bibliometric
Output	Quality of ISR - FWCI or network	Bibliometric
Output	Reputation of support for interdisciplinary teams	Survey
Output	Does you have a tenure or promotion system in place that recognizes interdisciplinary research?	Survey

# ISR Timeline

- Academic Survey Feb – May 2024
  - To participate  
<https://www.timeshighereducation.com/content/interdisciplinary-science-rankings-participation>
- Data Collection Jan – Mar 2024 (along with WUR)
- Ranking Production – Summer 2024
- Ranking Launch – Nov 2024 (tentative)

# Q&A



Download the report



**Times  
Higher  
Education**